

**UNATEGO CENTRAL SCHOOL DISTRICT
BOARD OF EDUCATION AGENDA
TENTATIVE
MONDAY, OCTOBER 16, 2017
BOARD OF EDUCATION MEETING
7:00 P.M.
UNATEGO MS/SR HIGH SCHOOL
ROOM #93**

1. ROUTINE MATTERS

- 1.1 Call to order
- 1.2 Roll Call
- 1.3 Pledge
- 1.4 Approve special board meeting minutes of October 2, 2017
- 1.5 Adopt Agenda

2. PUBLIC COMMENT

3. PRESENTATIONS

- 3.1 Business Manager's Report – Patti Loker
- 3.2 Superintendent's Report – Dr. David Richards

4. ADMINISTRATIVE ACTION

- 4.1 Policy 5660 School Food Service Program (Lunch and Breakfast)
(third reading, adopted) (10.16.17 G1)
- 4.2 Warrants (Information only)
- 4.3 Budget Status Reports (Information only)
- 4.4 Approve Treasurer's Reports (10.16.17 G2)
- 4.5 Award Transportation RFP (10.16.17 G3)
- 4.6 Accept the 2016-2017 Financial Audit Report (10.16.17 G4)

5. PUBLIC COMMENT

6. ROUND TABLE DISCUSSION/QUESTIONS

7. EXECUTIVE SESSION (IF NECESSARY)

8. ADJOURN

Board Agenda 10.16.17

PG: 2

4.1

10.16.17 G1

RESOLVED: Upon the recommendation of the Superintendent of Schools that this Board does hereby adopt Policy 5660 School Food Service Program (Lunch and Breakfast) as presented.

4.4

10.16.17 G2

RESOLVED: Upon the recommendation of the Superintendent of Schools that this Board does hereby approve the Treasurer's Reports as presented.

4.5

10.16.17 G3

RESOLVED: Upon the recommendation of the Superintendent of Schools that this Board does hereby award the Transportation RFP to Rolling V Bus Corporation as presented.

4.6

10.16.17 G4

RESOLVED: Upon the recommendation of the Superintendent of Schools that this Board does hereby accept the 2016-2017 Financial Audit Report.

POLICY

2017 5660
1 of 4
Non-Instructional/Business
Operations

SUBJECT: SCHOOL FOOD SERVICE PROGRAM (LUNCH AND BREAKFAST)

School Food Service Program (Lunch and Breakfast)

The District participates in the National School Lunch Program, School Breakfast Program, and Special Milk Program, to receive commodities and subsidies from the U.S. Department of Agriculture. In return, the District provides free and reduced-price meals to elementary and secondary students in its schools and serves meals that meet federal requirements.

The Superintendent or designee will carry out the rules of the School Lunch and Breakfast Programs. The District's Reviewing Official and Verification Official or the Department of Social Services Office of Temporary and Disability Assistance (OTDA) will determine student eligibility. Appeals regarding eligibility should be submitted to the District's Hearing Official.

The District may allow free or reduced-price meals for qualifying District students after receiving a written application from the student's parent or guardian or a direct certification letter from OTDA. Applications will be provided by the District to all families.

School officials must also determine eligibility for free or reduced-price meals and milk by using the Direct Certification Matching Process. Any student residing in a household receiving federal assistance through the Supplemental Nutrition Assistance Program (SNAP), Temporary Assistance to Needy Families (TANF), or Medicaid is automatically eligible for free meals and milk; eligible families will not have to complete further applications. The District will notify parents or guardians of eligibility, giving them the opportunity to decline free meals and milk.

Child Nutrition Program Authorization

Since the District participates in one or more Child Nutrition Program, the Superintendent has developed rules which address:

- a) What can be charged;
- b) The limit on the number of charges per student;
- c) The system used for identifying and recording charged meals;
- d) The system used for collection of repayments; and
- e) Ongoing communication of this policy to parents and students. The District's meal-charge policy and procedures will be distributed to all households and applicable staff in writing at the start of each school year and to new households that transfer into the District during the school year. The policy and procedures may vary by grade. The District will also provide details regarding payment methods on its website.

(Continued)

POLICY

2017 5660
2 of 4
Non-Instructional/Business
Operations

SUBJECT: SCHOOL FOOD SERVICE PROGRAM (LUNCH AND BREAKFAST) (Cont'd.)

Charging Meals

- a) Students may charge up to five reimbursable meals (that are available to all students), and will not be permitted to exceed this limit until the outstanding charges are paid in full;
- b) If a student's prepaid meal card or account has been exhausted, he or she will be given a grace period where no more than five reimbursable meals (that are available to all students) may be charged, to allow time for the meal card or account to be replenished.
- c) The only item(s) permitted to be charged are a complete meal or milk. A la carte items such as snacks or ice cream may not be charged;
- d) The District's point-of-sale system will track all charges and payments;
- e) If a student comes to school without a lunch, and has exceeded the maximum reimbursable-meal limit, the District may provide a reimbursable meal (that is available to all students) so that he or she does not go hungry that day;
- f) As appropriate, District administration may contact Social Services to report a student's consistent failure to arrive at school with a meal.

Unpaid meal charges will be addressed directly with the student's parent or guardian who is responsible for providing funds for meal purchases; discreet notifications of low, exhausted, or deficit balances will be sent at appropriate intervals during the school year. The notification may include a repayment schedule, but will not charge any interest or fees related to meals charged during the grace period. District administration will further consider the benefits of attempted collections and the costs that would be expended in collection attempts.

Restriction of Sweetened Foods in School

The sale of sweetened foods will be prohibited from the beginning of the school day until the end of the last scheduled meal period.

Sweetened foods consist of sweetened soda water; chewing gum; and candy, including hard candy, jellies, gum, marshmallow candies, fondant, licorice, spun candy, candy coated-popcorn, and water ices, except those which contain fruit or fruit juices.

Restrictions on Sale of Milk Prohibited

The District will not directly or indirectly restrict the sale or marketing of fluid milk products at any time or in any place on school premises or at school-sponsored events.

(Continued)

SUBJECT: SCHOOL FOOD SERVICE PROGRAM (LUNCH AND BREAKFAST) (Cont'd.)

Food Substitutions for Children with Disabilities

Federal regulations governing the operation of Child Nutrition Programs, Part B of the Individuals with Disabilities Education Act, and Section 504 of the Rehabilitation Act of 1973 require that children with disabilities be offered the opportunity to participate in all academic and nonacademic activities including school nutrition programs. The District will make reasonable accommodations to those children whose disabilities restrict their diets, such as providing substitutions or modifications in the regular meal patterns. These meal substitutions will be offered at no extra charge. A student with a disability must be provided substitutions in food when that need is supported by a statement signed by a physician attesting to the need for the substitutions and recommending alternate foods.

However, the school food service is not required to provide meal services (for example, School Breakfast Program) to students with disabilities when the meal service is not normally available to the general student body, unless a meal service is required under the student's individualized education program (IEP) or Section 504 Accommodation Plan as mandated by a physician's written instructions.

Food Substitutions for Nondisabled Children

Though not required, the District will also allow substitutions for non-disabled children who are unable to consume the regular meal because of medical or other special dietary needs if the request is supported by a statement signed by a recognized medical authority.

The District may also allow substitutions for fluid milk with a non-dairy beverage that is nutritionally equivalent (as established by the Secretary of Agriculture) to fluid milk and meets nutritional standards for students who are unable to consume fluid milk because of medical or other special dietary needs if the request is supported by a statement signed by a recognized medical authority or by the student's parent/legal guardian.

Prohibition Against Adults Charging Meals

Adults must pay for their meals at the time of service or set up pre-paid accounts.

HACCP-Based Food Safety Program

Schools participating in the National School Lunch or School Breakfast programs are required to implement a food safety program based on Hazard Analysis and Critical Control Point (HACCP) principles. The District must develop a written food safety program for each of its food preparation and service facilities that is based on either traditional HACCP principles or the Process Approach to HACCP. (The Process Approach simplifies traditional HACCP by grouping foods according to preparation process and applying the same control measures to all menu items within the group, rather than developing an HACCP plan for each item.)

SUBJECT: SCHOOL FOOD SERVICE PROGRAM (LUNCH AND BREAKFAST) (Cont'd.)

Regardless of the implementation option selected, the District's written food safety program must also include:

- a) **Critical control points and critical limits;**
- b) **Monitoring procedures;**
- c) **Corrective actions;**
- d) **Verification procedures;**
- e) **Recordkeeping requirements; and**
- f) **Periodic review and food safety program revision.**

Child Nutrition and WIC Reauthorization Act of 2004, PL 108-265

Child Nutrition Act 1966, 42 USC § 1771 et seq.

Richard B. Russell National School Lunch Act 1946, 42 USC § 1751 et seq.

§ 504 of the Rehabilitation Act of 1973, 29 USC § 794 et seq.

Individuals with Disabilities Education Act (IDEA), 20 USC §§ 1400-1485

7 CFR Parts 15B, 210 and 220

Education Law §§ 902(b), 915, 918, 1604(28), 1709(22), 1709(23) and 2503(9)(a)

8 NYCRR §§ 200.2(b)(1) and 200.2(b)(2)

Social Services Law § 95

First Reading: September 25, 2017

Second Reading: October 2, 2017

Third Reading: October 16, 2017

Adopted: October 16, 2017


Internal Claims Auditor Report for Unatego Central School District

Warrant Report Dates September 2017

Checks Audited 191

Internal Claims Auditor: Jannelle Crandall

Discovered Condition	Internal Auditor Requested Corrective Action	Corrective Action Taken
WRITE UPS:		
Purchase orders should be issued prior to purchase or service:		
<p>Total Entries: 574 0.00 % of Findings</p>		
MISC ITEMS:		



6678 County Road 32, Norwich, New York 13815-3554
(607) 335-1200 • FAX (607) 334-9848

To: Unatego Board Member

From: Patricia A. Loker *pal*
School Business Manager

Date: October 12, 2017

Re: Warrants for October 16th meeting

Enclosed, please find the following September warrants for the October 16th meeting:

<u>FUND</u>	<u>#'s</u>
General Fund	17, 18, 19, 20, 21, 22
Federal Fund	1
School Lunch Fund	7
Capital	2

pal/db

cc Dr. David Richards

UNATEGO CSD

Check Warrant Report For A - 17: GENERAL/SEPT 1 For Dates 9/1/2017 - 9/30/2017



Check #	Check Date	Vendor ID	Vendor Name	PO Number	Check Amount
28504	09/01/2017	4482	ACCESS THERAPY GROUP, PLLC		648.00
28505	09/01/2017	4172	ALVAH M. SQUIBB COMPANY INC	170424	42.85
28506	09/01/2017	4457	CASCIO INTERSTATE MUSIC	170367	39.64
28507	09/01/2017	4219	LYNNE EGGLEER	170132	150.00
28508	09/01/2017	824	MOORE WOOD FLOORS	170115	4,187.15
28509	09/01/2017	847	NASCO	170391	199.12
28510	09/01/2017	4583	NICK RAIL MUSIC	170369	54.75
28511	09/01/2017	936	NYSEG	170039	3,463.04
28512	09/01/2017	1129	SANICO INC.	170121	450.00
28513	09/01/2017	1148	SCHOLASTIC INC.	170403	118.80
28514	09/01/2017	1148	SCHOLASTIC INC.	170403	171.34
28515	09/01/2017	1386	SPRINGBROOK NY, INC.	170462	3,109.80
28516	09/01/2017	1337	TRIARCO	170240	167.03
28517	09/01/2017	1363	UNATEGO SCHOOL LUNCH FUND		49.20
28518	09/01/2017	3702	W. B. MASON CO., INC.	170304	66.13
28519	09/01/2017	4309	WASHINGTON MUSIC CENTER	170366	383.30
Number of Transactions: 16				Warrant Total:	13,300.15
				Vendor Portion:	13,300.15

Certification of Warrant

To The District Treasurer: I hereby certify that I have verified the above claims, _____ in number, in the total amount of \$ _____. You are hereby authorized and directed to pay to the claimants certified above the amount of each claim allowed and charge each to the proper fund.

Date Signature Title



Check #	Check Date	Vendor ID	Vendor Name	PO Number	Check Amount
28521	09/08/2017	1157	SCHOOL SPECIALTY INC	170182	1,736.91
28522	09/08/2017	1157	SCHOOL SPECIALTY INC	170184	809.64
28523	09/08/2017	1157	SCHOOL SPECIALTY INC	170233	1,160.45
28524	09/08/2017	1157	SCHOOL SPECIALTY INC	170205	1,105.73
Number of Transactions: 4				Warrant Total:	4,812.73
				Vendor Portion:	4,812.73

Certification of Warrant

To The District Treasurer: I hereby certify that I have verified the above claims, _____ in number, in the total amount of \$ _____. You are hereby authorized and directed to pay to the claimants certified above the amount of each claim allowed and charge each to the proper fund.

Date Signature Title

UNATEGO CSD

Check Warrant Report For A - 19: GENERAL/SEPT 4-8 (#2) For Dates 9/4/2017 - 9/8/2017



Check #	Check Date	Vendor ID	Vendor Name	PO Number	Check Amount
28525	09/08/2017	3407	BRENDA BIRDSALL		29.96
28526	09/08/2017	4586	BROOKAIRE CO., LLC	170406	209.40
28527	09/08/2017	4301	CAPITAL MICROSCOPE SERVICES	170014	2,350.00
28528	09/08/2017	4304	CHAMPLAIN OIL COMPANY INC.	170084	2,597.41
28529	09/08/2017	4537	CHILDRENS HOME OF WYOMING CONFERENCE	170508	2,544.17
28530	09/08/2017	3509	CLARK SPORTS CENTER		5,000.00
28531	09/08/2017	245	CLIFFORD REED & SONS INC	170502	5,080.00
28532	09/08/2017	4598	DELANEY WORLDWIDE	170471	24,250.00
28533	09/08/2017	3759	DIRECT ENERGY BUSINESS	170038	5,654.73
28534	09/08/2017	1579	EDUCATIONAL INNOVATIONS INC	170013	173.14
28535	09/08/2017	4101	FASTENAL COMPANY	170106	32.04
28536	09/08/2017	469	FIRST BANKCARD		366.90
28537	09/08/2017	589	HOGAN, SARZYNSKI, LYNCH, DEWIND & GREGORY, LLP	170035	762.04
28538	09/08/2017	656	J.W. PEPPER & SON, INC.	170410	342.76
28539	09/08/2017	3414	JUNIOR LIBRARY GUILD	170048	7,262.28
28540	09/08/2017	2451	JULIE LAMBIASO		47.48
28541	09/08/2017	4609	PATRICIA LOKER		300.00
28542	09/08/2017	3374	MATTHEWS BUSES INC	170075	49,625.00
28543	09/08/2017	4468	MCM ELECTRONICS	170005	151.85
28544	09/08/2017	4465	MLCS WOODWORKING	170003	549.80
28545	09/08/2017	963	OTC BRANDS, INC.	170012	47.97
28546	09/08/2017	1019	PLANK ROAD PUBLISHING INC	170022	112.45
28547	09/08/2017	1051	PUTNAM PEST CONTROL	170119	145.00
28548	09/08/2017	1157	SCHOOL SPECIALTY INC	170232	139.99
28549	09/08/2017	1224	STAPLES CONTRACT & COMMERCIAL	170507	51.72
28550	09/08/2017	2173	TRI-COUNTY COMMUNICATIONS INC	170466	1,239.60
28551	09/08/2017	961	VARSITY O CLUB	170493	100.00
28552	09/08/2017	3702	W. B. MASON CO., INC.	170345	504.54
28553	09/08/2017	1461	WOODWORKERS SUPPLY INC	170002	63.79

Number of Transactions: 29

Warrant Total: 109,734.02

Vendor Portion: 109,734.02

Certification of Warrant

To The District Treasurer: I hereby certify that I have verified the above claims, _____ in number, in the total amount of \$ _____. You are hereby authorized and directed to pay to the claimants certified above the amount of each claim allowed and charge each to the proper fund.

Date Signature Title



Check #	Check Date	Vendor ID	Vendor Name	PO Number	Check Amount
28554	09/15/2017	4306	CASELLA WASTE SYSTEMS INC	170444	1,177.76
28555	09/15/2017	2883	CASTLE SOFTWARE INC	170474	2,900.00
28556	09/15/2017	218	CHENANGO VALLEY RUNNING CLUB	170527	75.00
28557	09/15/2017	234	THE CITY OF ONEONTA	170101	40.00
28558	09/15/2017	294	COUNTY OF OTSEGO	170057	1,320.20
28559	09/15/2017	326	THE DAILY STAR	170036	272.24
28560	09/15/2017	73	DCMO BOCES TREASURER		427,127.07
28561	09/15/2017	2739	PATRICIA DECKER	170134	150.00
28562	09/15/2017	4598	DELANEY WORLDWIDE	170470	2,360.00
28563	09/15/2017	394	ERIC ARMIN INC	170360	36.71
28564	09/15/2017	475	FLINN SCIENTIFIC, INC.	170423	2,422.82
28565	09/15/2017	776	MARATHON CROSS COUNTRY INVITATIONAL	170495	150.00
28566	09/15/2017	761	MASLA	170547	40.00
28567	09/15/2017	4608	NEWARK VALLEY VARSITY CLUB	170529	60.00
28568	09/15/2017	949	OCMEA	170420	125.00
28569	09/15/2017	3594	PARCO SCIENTIFIC COMPANY	170271	38.40
28570	09/15/2017	4194	PUPIL BENEFITS PLAN, INC.	170531	9,362.58
28571	09/15/2017	3497	S & S WORLDWIDE, INC.	170269	83.69
28572	09/15/2017	1131	SARGENT WELCH	170141	786.85
28573	09/15/2017	1152	SCHOLASTIC, INC.	170520	350.71
28574	09/15/2017	1157	SCHOOL SPECIALTY INC	170512	101.12
28575	09/15/2017	1386	SPRINGBROOK NY, INC.	170462	3,109.80
28576	09/15/2017	4607	UEXC BOOSTER CLUB	170528	40.00
28577	09/15/2017	4437	VEX ROBOTICS INC.	170524	2,286.01
28578	09/15/2017	3702	W. B. MASON CO., INC.	170353	449.78
28579	09/15/2017	3702	W. B. MASON CO., INC.	170325	661.09
28580	09/15/2017	1440	WHITNEY POINT CENTRAL SCHOOL	170494	100.00

Number of Transactions: 27

Warrant Total: 455,626.83

Vendor Portion: 455,626.83

Certification of Warrant

To The District Treasurer: I hereby certify that I have verified the above claims, _____ in number, in the total amount of \$ _____. You are hereby authorized and directed to pay to the claimants certified above the amount of each claim allowed and charge each to the proper fund.

Date Signature Title

UNATEGO CSD

Check Warrant Report For A - 21: GENERAL/SEPT 18-22 For Dates 9/18/2017 - 9/22/2017



Check #	Check Date	Vendor ID	Vendor Name	PO Number	Check Amount
28581	09/22/2017	4482	ACCESS THERAPY GROUP, PLLC	170509	576.00
28582	09/22/2017	4615	ACDC LEADERSHIP	170532	80.00
28583	09/22/2017	4585	BLUE OX	170399	1,062.12
28584	09/22/2017	130	BR JOHNSON LLC	170475	1,222.34
28585	09/22/2017	183	CAROLINA BIOLOGICAL SUPPLY CO.	170506	365.38
28586	09/22/2017	4537	CHILDRENS HOME OF WYOMING CONFERENCE	170508	2,474.08
28587	09/22/2017	245	CLIFFORD REED & SONS INC	170502	560.00
28588	09/22/2017	4397	EMERSON TESTING, LLC		110.00
28589	09/22/2017	475	FLINN SCIENTIFIC, INC.	170010	312.83
28590	09/22/2017	493	FYR-FYTER, INC.	170539	730.00
28591	09/22/2017	1090	G & L AUTO SUPPLY, INC.	170107	5.95
28592	09/22/2017	3262	GOPHER	170267	304.14
28593	09/22/2017	582	HILL & MARKES INC	170109	3,521.41
28594	09/22/2017	656	J.W. PEPPER & SON, INC.	170023	260.73
28595	09/22/2017	2564	MARY IMOGENE BASSETT HOSPITAL	170453	350.00
28596	09/22/2017	2398	LASCA MAZZONE	170131	109.17
28597	09/22/2017	1297	MCGRAW-HILL SCHOOL EDUCATION HOLDINGS LLC	170026	786.71
28598	09/22/2017	4370	MIBH / HEALTHWORKS	170537	110.00
28599	09/22/2017	4582	MUSIC & ARTS	170368	60.35
28600	09/22/2017	847	NASCO	170387	171.27
28601	09/22/2017	905	NYS DEPT OF ENVIRONMENTAL CON	170553	330.00
28602	09/22/2017	1014	PITNEY BOWES INC.	170049	120.00
28603	09/22/2017	1050	PURCHASE POWER	170040	3,025.00
28604	09/22/2017	1129	SANICO INC.	170121	218.70
28605	09/22/2017	1148	SCHOLASTIC INC.	170008	260.98
28606	09/22/2017	1150	SCHOLASTIC SPORTS SALES, LTD.	170526	194.77
28607	09/22/2017	1157	SCHOOL SPECIALTY INC	170223	48.71
28608	09/22/2017	2458	SENYWWC	170551	42.00
28609	09/22/2017	1224	STAPLES CONTRACT & COMMERCIAL	170091	11.57
28610	09/22/2017	3870	THE TREE HOUSE, INC.	170354	51.45
28611	09/22/2017	4179	US GAMES	170365	186.88
28612	09/22/2017	1410	VILLAGE OF UNADILLA	170053	86.00
28613	09/22/2017	1412	VILLAGE VARIETY, LTD.	170123	712.78
28614	09/22/2017	3702	W. B. MASON CO., INC.	170277	362.00

Number of Transactions: 34

Warrant Total: 18,823.32
Vendor Portion: 18,823.32

Certification of Warrant

To The District Treasurer: I hereby certify that I have verified the above claims, _____ in number, in the total amount of \$_____. You are hereby authorized and directed to pay to the claimants certified above the amount of each claim allowed and charge each to the proper fund.

 Date Signature Title



Check #	Check Date	Vendor ID	Vendor Name	PO Number	Check Amount
28615	09/29/2017	4585	BLUE OX	170399	335.56
28616	09/29/2017	3255	BUS PARTS WAREHOUSE	170550	310.08
28617	09/29/2017	183	CAROLINA BIOLOGICAL SUPPLY CO.	170251	36.28
28618	09/29/2017	245	CLIFFORD REED & SONS INC	170502	320.00
28619	09/29/2017	73	DCMO BOCES TREASURER	170522	432,273.13
28620	09/29/2017	1506	DEMCO INC	170546	29.34
28621	09/29/2017	388	DROGEN ELECTRIC SUPPLY	170104	112.30
28622	09/29/2017	394	ERIC ARMIN INC	170543	20.52
28623	09/29/2017	1639	GRAINGER	170549	132.24
28624	09/29/2017	3505	HILLYARD / NEW YORK	170110	330.50
28625	09/29/2017	1892	HOUGHTON MIFFLIN HARCOURT PUBLISHING CO.	170535	189.09
28626	09/29/2017	610	PATRICIA HOYT		1,014.00
28627	09/29/2017	3619	IXL LEARNING, INC.	170552	49.00
28628	09/29/2017	656	J.W. PEPPER & SON, INC.	170023	110.00
28629	09/29/2017	2525	JOHN DEERE FINANCIAL	170100	21.52
28630	09/29/2017	3207	MIRABITO ENERGY PRODUCTS	170397	991.10
28631	09/29/2017	1516	MOORE MEDICAL LLC	170244	89.56
28632	09/29/2017	4582	MUSIC & ARTS	170368	21.00
28633	09/29/2017	3165	NCS PEARSON INC.	170534	633.01
28634	09/29/2017	4617	NY URGENT CARE PRACTICE, P.C.	170538	80.00
28635	09/29/2017	936	NYSEG	170039	4,925.16
28636	09/29/2017	1001	PEARSON EDUCATION INC.	170019	641.14
28637	09/29/2017	2884	REALITYWORKS INC.	170417	70.00
28638	09/29/2017	4244	RENTALS TO GO	170120	210.00
28639	09/29/2017	3492	MATTHEW W. ROSAS	170133	130.32
28640	09/29/2017	1131	SARGENT WELCH	170141	17.49
28641	09/29/2017	1150	SCHOLASTIC SPORTS SALES, LTD.	170497	1,406.15
28642	09/29/2017	1157	SCHOOL SPECIALTY INC	170025	31.80
28643	09/29/2017	3191	SCRIPPS NATL SPELLING BEE INC.	170559	158.50
28644	09/29/2017	2170	SERVICEMASTER BY BURCH		6,133.38
28645	09/29/2017	4605	TRI-COUNTY REFRIGERATION, INC.	170476	4,105.00
28646	09/29/2017	1363	UNATEGO SCHOOL LUNCH FUND	170447	1,340.75
28647	09/29/2017	3702	W. B. MASON CO., INC.	170349	331.08
28648	09/29/2017	3938	WHITE'S FARM SUPPLY INC	170124	49.20

Number of Transactions: 34

Warrant Total: 456,648.20

Vendor Portion: 456,648.20

Certification of Warrant

To The District Treasurer: I hereby certify that I have verified the above claims, _____ in number, in the total amount of \$ _____. You are hereby authorized and directed to pay to the claimants certified above the amount of each claim allowed and charge each to the proper fund.

Date

Signature

Title



Check #	Check Date	Vendor ID	Vendor Name	PO Number	Check Amount
3413	09/01/2017	1386	SPRINGBROOK NY, INC.	170462	12,439.20
3414	09/08/2017	4537	CHILDRENS HOME OF WYOMING CONFERENCE		10,176.72
3415	09/15/2017	1386	SPRINGBROOK NY, INC.	170462	12,439.20
3416	09/22/2017	4537	CHILDRENS HOME OF WYOMING CONFERENCE		9,896.35
Number of Transactions: 4				Warrant Total:	44,951.47
				Vendor Portion:	44,951.47

Certification of Warrant

To The District Treasurer: I hereby certify that I have verified the above claims, _____ in number, in the total amount of \$_____. You are hereby authorized and directed to pay to the claimants certified above the amount of each claim allowed and charge each to the proper fund.

Date
Signature
Title



Check #	Check Date	Vendor ID	Vendor Name	PO Number	Check Amount
6446	09/15/2017	326	THE DAILY STAR		48.31
6447	09/15/2017	1417	PATRICIA WALKER		150.00
6448	09/15/2017	3506	CAROL WILBER		150.00
6449	09/22/2017	4612	BILL BROS DAIRY	170503	604.77
6450	09/22/2017	3058	SARAH GARNO		40.37
6451	09/22/2017	520	GINSBERG'S FOODS	170482	2,895.60
6452	09/22/2017	4318	HERSHEY CREAMERY COMPANY	170484	407.76
6453	09/22/2017	582	HILL & MARKES INC	170485	669.08
6454	09/22/2017	770	MAINES PAPER/FOOD SERVICE INC	170487	1,118.96
6455	09/22/2017	3847	SYSCO FOOD SERVICES OF SYRACUSE	170490	1,555.40
6456	09/22/2017	1352	U.S. FOODS, INC.	170491	2,503.42
6457	09/29/2017	73	DCMO BOCES TREASURER	170523	6,689.46
6458	09/29/2017	4594	SEVENOKS INC	170465	1,709.60
Number of Transactions: 13				Warrant Total:	18,542.73
				Vendor Portion:	18,542.73

Certification of Warrant

To The District Treasurer: I hereby certify that I have verified the above claims, _____ in number, in the total amount of \$_____. You are hereby authorized and directed to pay to the claimants certified above the amount of each claim allowed and charge each to the proper fund.

Date Signature Title



Check #	Check Date	Vendor ID	Vendor Name	PO Number	Check Amount
1920	09/15/2017	2195	BCK-IBI GROUP		9,395.93
Number of Transactions: 1				Warrant Total:	9,395.93
				Vendor Portion:	9,395.93

Certification of Warrant

To The District Treasurer: I hereby certify that I have verified the above claims, _____ in number, in the total amount of \$_____. You are hereby authorized and directed to pay to the claimants certified above the amount of each claim allowed and charge each to the proper fund.

Date
Signature
Title


UNATEGO CENTRAL SCHOOL TREASURER'S REPORT

SEPTEMBER 2017

	GENERAL FUND	CAFETERIA FUND	TRUST & AGENCY FUND	FEDERAL FUND	CAPITAL FUND	PAYROLL FUND	BENEFIT REIMB
BEGINNING BALANCE	\$ 577,391.55	\$ 14,938.52	\$ 91,490.79	\$ 92,261.64	\$ 815.74	\$ 1,100.11	\$ 8,185.16
RECEIPTS	\$ 5,778,534.37	\$ 32,190.38	\$ 865,386.26	\$ 0.57	\$ 9,000.01	\$ 97,470.39	\$ 698.38
DISBURSEMENTS	\$ 1,911,085.31	\$ 29,051.00	\$ 849,745.83	\$ 44,951.47	\$ 9,395.93	\$ 97,470.07	\$ 2,754.73
ENDING BALANCE	\$ 4,444,840.61	\$ 18,077.90	\$ 107,131.22	\$ 47,310.74	\$ 419.82	\$ 1,100.43	\$ 6,128.81

DASNY 2 \$ 72,795.93

I CERTIFY THAT THE BALANCES FOR THE FUNDS
ABOVE ARE ACCURATE AND IN AGREEMENT


PATRICIA A. LOKER, SCHOOL BUSINESS MANAGER

TREASURER'S REPORT TO
 BOARD OF EDUCATION
 UNATEGO CENTRAL SCHOOL

General Fund Checking

BALANCE ON HAND: September 1, 2017 \$ 577,391.55

VOIDED CHECKS: \$ -

RECEIPTS:	INTEREST	12.74
	ADMISSIONS	1,990.16
	AFTERSCHOOL PROGRAM FEES	2,802.50
	BOCES AID	607,736.30
	CBNA/SCHOOL TAXES	3,917,912.70
	FINGERPRINTING-PRESTON/BENHKE	81.00
	LOST JERSEY	75.00
	MATTHEWS/JULY-AUGUST	4,400.00
	NYS/BULLET AID	50,000.00
	NYS/EXCESS COST	7,990.00
	NYS/LOTTERY AID-TEXTBOOK	1,129,917.52
	NYS/LOTTERY GRANT	54,564.07
	NYS/MEDICAID	859.88
	OTSEGO/SCRAP	79.80
	ROYALTIES	57.50
	YEARBOOK/POSTAGE	55.20

TOTAL RECEIPTS \$ 5,778,534.37

RECEIPTS & BALANCE \$ 6,355,925.92

DISBURSEMENTS:	CHECKS	28520-28648	1,336,189.12
	WIRES		574,896.19

TOTAL DISBURSEMENTS \$ 1,911,085.31

BALANCE ON HAND: September 30, 2017 \$ 4,444,840.61

BANK BALANCE \$4,903,284.94

PLUS: BANK ERROR -


PLUS: IN TRANSIT DEPOSITS 458,444.33

LESS: OUTSTANDING CHECKS

LESS: OUTSTANDING WIRES

NET BALANCE IN BANK \$4,444,840.61

October 16, 2017
 DATE SUBMITTED


 DISTRICT TREASURER

UNATEGO CSD



Trial Balance Report From 7/1/2017 - 9/30/2017

Account	Description	Debits	Credits	Balance
A 200	CASH - CHECKING	7,632,431.58	3,187,590.97	4,444,840.61
A 210	PETTY CASH	667.67	0.00	667.67
A 380	ACCOUNTS RECEIVABLE	16,409.35	15,737.86	671.49
A 391CAP	DUE FROM CAPITAL FUND	92,391.92	0.00	92,391.92
A 391FED	DUE FROM FEDERAL FUND	131,556.22	0.00	131,556.22
A 391SL	DUE FROM SCHOOL LUNCH FUND	57,421.29	0.00	57,421.29
A 391TA	DUE FROM TRUST & AGENCY	11,343.25	5.39	11,337.86
A 4101	STATE AID RECEIVABLE	870,161.58	870,157.58	4.00
A 510	ESTIMATED REVENUES	22,185,915.65	0.00	22,185,915.65
A 521	ENCUMBRANCES	8,368,313.50	1,740,514.49	6,627,799.01
A 522	EXPENDITURES	2,529,146.31	28,264.30	2,500,882.01
A 599	APPROPRIATED FUND BALANCE	6,625.00	0.00	6,625.00
A 601	ACCRUED LIABILITIES	93,878.54	98,543.54	4,665.00 CR
A 630DEBT	DUE TO DEBT SERVICE	0.00	61.75	61.75 CR
A 630TA	DUE TO TRUST & AGENCY	5.39	84,036.00	84,030.61 CR
A 632	DUE TO TEACHER RETIREMENT	257,915.65	775,930.13	518,014.48 CR
A 637	DUE TO EMPLOYEES' RETIREMENT SYSTEM	0.00	64,295.25	64,295.25 CR
A 821	RESERVE FOR ENCUMBRANCES	1,740,514.49	8,368,313.50	6,627,799.01 CR
A 827	RETIREMENT CONTRIBUTION RESERVE	0.00	153,466.00	153,466.00 CR
A 867	EMPLOYEE LIABILITY RESERVE	0.00	104,254.70	104,254.70 CR
A 878	CAPITAL RESERVE	0.00	300,000.00	300,000.00 CR
A 915	ASSIGNED UNAPPROPRIATED FUND BAL	0.00	6,625.00	6,625.00 CR
A 917	UNASSIGNED FUND BALANCE	0.00	544,788.34	544,788.34 CR
A 960	APPROPRIATIONS	0.00	22,192,540.65	22,192,540.65 CR
A 980	REVENUES	590.31	5,460,162.25	5,459,571.94 CR
A Fund Totals:		43,995,287.70	43,995,287.70	0.00
Grand Totals:		43,995,287.70	43,995,287.70	0.00

UNATEGO CSD

Appropriation Status Detail Report By Function From 7/1/2017 To 9/30/2017



Account	Description	Budget	Adjustments	Adj. Budget	Expensed	Encumbered	Available
A 1010.400	BOE CONTRACTUAL	3,800.00	1,660.00	5,460.00	1,708.20	400.00	3,351.80
A 1010.450	BOE GENERAL SUPPLIES	500.00	0.00	500.00	0.00	0.00	500.00
1010	BOARD OF EDUCATION *	4,300.00	1,660.00	5,960.00	1,708.20	400.00	3,851.80
A 1040.160	CLASSIFIED SALARIES-DISTRICT CLERK	5,600.00	0.00	5,600.00	0.00	0.00	5,600.00
1040	DISTRICT CLERK *	5,600.00	0.00	5,600.00	0.00	0.00	5,600.00
A 1060.400	DISTRICT MEETING CONTRACTUAL	2,000.00	0.00	2,000.00	272.24	1,654.45	73.31
1060	DISTRICT MEETING *	2,000.00	0.00	2,000.00	272.24	1,654.45	73.31
10	**	11,900.00	1,660.00	13,560.00	1,980.44	2,054.45	9,525.11
A 1240.150	CERTIFIED SALARIES	136,770.00	0.00	136,770.00	30,870.00	0.00	105,900.00
A 1240.160	CLASSIFIED SALARIES	41,965.00	0.00	41,965.00	9,307.28	0.00	32,657.72
A 1240.400	MISCELLANEOUS CONTRACTUAL	2,000.00	1,390.00	3,390.00	1,637.48	325.00	1,427.52
A 1240.450	GENERAL SUPPLIES	500.00	0.00	500.00	34.00	91.25	374.75
1240	CHIEF SCHOOL ADMINISTRATOR *	181,235.00	1,390.00	182,625.00	41,848.76	416.25	140,359.99
12	**	181,235.00	1,390.00	182,625.00	41,848.76	416.25	140,359.99
A 1310.160	CLASSIFIED SALARIES	1,000.00	0.00	1,000.00	20,307.72	0.00	-19,307.72
A 1310.400	MISCELLANEOUS CONTRACTUAL	5,000.00	200.00	5,200.00	689.58	901.00	3,609.42
A 1310.450	GENERAL SUPPLIES	2,000.00	0.00	2,000.00	46.17	1,653.83	300.00
A 1310.490	BOCES SERVICES-FINANCIAL	289,928.00	0.00	289,928.00	29,355.83	264,202.46	-3,630.29
1310	BUSINESS ADMINISTRATION *	297,928.00	200.00	298,128.00	50,399.30	266,757.29	-19,028.59
A 1320.400	MISCELLANEOUS CONTRACTUAL	23,850.00	0.00	23,850.00	0.00	23,850.00	0.00
1320	AUDITING *	23,850.00	0.00	23,850.00	0.00	23,850.00	0.00
A 1325.160	CLASSIFIED SALARIES	46,800.00	0.00	46,800.00	0.00	0.00	46,800.00
1325	TREASURER *	46,800.00	0.00	46,800.00	0.00	0.00	46,800.00
A 1330.400	MISCELLANEOUS CONTRACTUAL	700.00	0.00	700.00	0.00	550.00	150.00
A 1330.450	GENERAL SUPPLIES	2,000.00	0.00	2,000.00	1,320.20	0.00	679.80
1330	TAX COLLECTOR *	2,700.00	0.00	2,700.00	1,320.20	550.00	829.80
A 1345.490	BOCES - DCMO	6,465.00	0.00	6,465.00	650.65	5,855.84	-41.49
1345	PURCHASING *	6,465.00	0.00	6,465.00	650.65	5,855.84	-41.49
A 1380.400	MISCELLANEOUS CONTRACTUAL	6,000.00	0.00	6,000.00	0.00	7,500.00	-1,500.00
1380	FISCAL AGENT FEE *	6,000.00	0.00	6,000.00	0.00	7,500.00	-1,500.00
13	**	383,743.00	200.00	383,943.00	52,370.15	304,513.13	27,059.72
A 1420.400	MISCELLANEOUS CONTRACTUAL	15,000.00	0.00	15,000.00	1,580.89	13,419.11	0.00
1420	LEGAL *	15,000.00	0.00	15,000.00	1,580.89	13,419.11	0.00

UNATEGO CSD



Appropriation Status Detail Report By Function From 7/1/2017 To 9/30/2017

Account	Description	Budget	Adjustments	Adj. Budget	Expensed	Encumbered	Available
A 1430.400	MISCELLANEOUS CONTRACTUAL	3,000.00	0.00	3,000.00	1,081.25	3,428.25	-1,509.50
A 1430.490	BOCES SERVICES - DCMO	39,536.00	0.00	39,536.00	3,907.60	35,168.40	460.00
1430	PERSONNEL *	42,536.00	0.00	42,536.00	4,988.85	38,596.65	-1,049.50
A 1460.490	BOCES SERVICES-RECORD RETENTION	9,869.00	0.00	9,869.00	986.90	8,882.10	0.00
1460	RECORDS MANAGEMENT OFFICER *	9,869.00	0.00	9,869.00	986.90	8,882.10	0.00
A 1480.475	MAILING-DISTRICT	1,800.00	0.00	1,800.00	0.00	0.00	1,800.00
A 1480.490	BOCES SERVICES	23,126.00	0.00	23,126.00	2,250.20	20,251.80	624.00
1480	PUBLIC INFORMATION & SERVICES *	24,926.00	0.00	24,926.00	2,250.20	20,251.80	2,424.00
14	**	92,331.00	0.00	92,331.00	9,806.84	81,149.66	1,374.50
A 1620.160	CLASSIFIED SALARIES	249,510.00	0.00	249,510.00	73,498.91	0.00	176,011.09
A 1620.162	CLASSIFIED SALARIES: OVERTIME	25,000.00	0.00	25,000.00	3,140.44	0.00	21,859.56
A 1620.163	CLASSIFIED SALARIES: SUBSTITUTES	20,000.00	0.00	20,000.00	11,044.80	0.00	8,955.20
A 1620.200	EQUIPMENT	35,000.00	0.00	35,000.00	0.00	5,536.00	29,464.00
A 1620.400	MISCELLANEOUS CONTRACTUAL	134,694.65	0.00	134,694.65	25,980.69	69,627.22	39,086.74
A 1620.400-M	MISCELLANEOUS CONTRACTUAL/MOVE TO UNADILLA	0.00	0.00	0.00	26,934.78	0.00	-26,934.78
A 1620.401	HEALTH AND SAFETY	1,000.00	0.00	1,000.00	0.00	0.00	1,000.00
A 1620.450	GENERAL SUPPLIES	76,902.00	0.00	76,902.00	11,204.36	44,688.86	21,008.78
A 1620.463	REFUSE REMOVAL	11,000.00	0.00	11,000.00	2,512.00	7,386.00	1,102.00
A 1620.473-1	WATER-OTEGO	600.00	0.00	600.00	0.00	1,200.00	-600.00
A 1620.473-2	WATER-UNADILLA	3,000.00	0.00	3,000.00	446.50	2,273.50	280.00
A 1620.477-1	ELECTRIC-OTEGO	14,500.00	0.00	14,500.00	4,110.39	24,689.61	-14,300.00
A 1620.477-2	ELECTRIC-UNADILLA	50,000.00	0.00	50,000.00	7,228.26	39,071.74	3,700.00
A 1620.477-3	ELECTRIC-HIGH SCHOOL	100,000.00	0.00	100,000.00	17,043.17	87,956.83	-5,000.00
A 1620.554-1	HEATING FUEL-OTEGO	15,000.00	0.00	15,000.00	0.00	30,400.00	-15,400.00
A 1620.554-2	HEATING FUEL-UNADILLA	2,841.00	0.00	2,841.00	0.00	0.00	2,841.00
A 1620.554-3	HEATING FUEL-HIGH SCHOOL	116,704.00	0.00	116,704.00	0.00	65,000.00	51,704.00
A 1620.555-2	BOTTLED GAS-UNADILLA	43,981.00	0.00	43,981.00	1,397.68	28,602.32	13,981.00
A 1620.555-3	BOTTLED GAS-HIGH SCHOOL	5,806.00	0.00	5,806.00	0.00	3,500.00	2,306.00
A 1620.571	GAS AND FUEL	0.00	0.00	0.00	578.21	1,421.79	-2,000.00
1620	OPERATION OF PLANT	905,538.65	0.00	905,538.65	185,120.19	411,353.87	309,064.59
A 1621.160	CLASSIFIED SALARIES	74,450.00	0.00	74,450.00	17,266.40	0.00	57,183.60
A 1621.162	CLASSIFIED SALARIES: OVERTIME	1,000.00	0.00	1,000.00	0.00	0.00	1,000.00
A 1621.400	MISCELLANEOUS CONTRACTUAL	8,000.00	3,000.00	11,000.00	2,039.00	0.00	8,961.00

UNATEGO CSD



Appropriation Status Detail Report By Function From 7/1/2017 To 9/30/2017

Account	Description	Budget	Adjustments	Adj. Budget	Expensed	Encumbered	Available
A 1621.450	GENERAL SUPPLIES	5,000.00	0.00	5,000.00	5.95	494.05	4,500.00
1621	MAINTENANCE OF PLANT *	88,450.00	3,000.00	91,450.00	19,311.35	494.05	71,644.60
A 1670.400	CONTRACTUAL	12,500.00	0.00	12,500.00	2,918.68	8,005.00	1,576.32
A 1670.450	MATERIALS & SUPPLIES	30,000.00	0.00	30,000.00	1,550.00	14,250.00	14,200.00
A 1670.490	BOCES	100,000.00	0.00	100,000.00	5,550.00	49,950.00	44,500.00
1670	CENTRAL PRINTING & MAILING *	142,500.00	0.00	142,500.00	10,018.68	72,205.00	60,276.32
A 1680.490	BOCES SERVICES - BROOME-TIOGA	626,813.00	0.00	626,813.00	63,390.45	570,513.98	-7,091.43
1680	CENTRAL DATA PROCESSING *	626,813.00	0.00	626,813.00	63,390.45	570,513.98	-7,091.43
16	**	1,763,301.65	3,000.00	1,766,301.65	277,840.67	1,054,566.90	433,894.08
A 1910.454	LIABILITY AND BOND INSURANCE	70,040.00	0.00	70,040.00	56,875.00	8,887.00	4,278.00
A 1910.455	STUDENT ACCIDENT	10,000.00	0.00	10,000.00	9,362.58	0.00	637.42
1910	UNALLOCATED INSURANCE *	80,040.00	0.00	80,040.00	66,237.58	8,887.00	4,915.42
A 1920.400	SCHOOL ASSOCIATION DUES	12,000.00	0.00	12,000.00	750.00	6,853.00	4,397.00
1920	SCHOOL ASSOCIATION DUES *	12,000.00	0.00	12,000.00	750.00	6,853.00	4,397.00
A 1981.490	BOCES SERVICES - DCMO	172,148.00	0.00	172,148.00	17,214.77	154,932.95	0.28
1981	BOCES ADMINISTRATIVE COSTS *	172,148.00	0.00	172,148.00	17,214.77	154,932.95	0.28
A 1983.490	BOCES CAPITAL EXPENSES	343,721.00	0.00	343,721.00	34,372.10	309,348.90	0.00
1983	BOCES CAPITAL EXPENSES *	343,721.00	0.00	343,721.00	34,372.10	309,348.90	0.00
19	**	607,909.00	0.00	607,909.00	118,574.45	480,021.85	9,312.70
1	***	3,040,419.65	6,250.00	3,046,669.65	502,421.31	1,922,722.24	621,526.10
A 2020.150	CERTIFIED SALARIES	302,563.00	0.00	302,563.00	68,193.38	0.00	234,369.62
A 2020.160	CLASSIFIED SALARIES	111,225.00	0.00	111,225.00	25,436.70	0.00	85,788.30
A 2020.160-SC	CLASSIFIED SALARIES: SUB-REG	0.00	0.00	0.00	0.00	0.00	0.00
A 2020.400	MISC CONTRACTUAL	20,000.00	0.00	20,000.00	0.00	0.00	20,000.00
A 2020.400-1	MISC CONTRACTUAL-OTEGO	1,300.00	0.00	1,300.00	0.00	0.00	1,300.00
A 2020.400-2	MISC CONTRACTUAL-UNADILLA	1,300.00	0.00	1,300.00	0.00	0.00	1,300.00
A 2020.400-3	MISC CONTRACTUAL-HIGH SCHOOL	2,000.00	0.00	2,000.00	480.00	2,000.00	-480.00
A 2020.400-4	MISC CONTRACTUAL - JUNIOR HIGH	1,000.00	0.00	1,000.00	480.00	0.00	520.00
A 2020.450-1	GENERAL SUPPLIES-OTEGO	2,200.00	0.00	2,200.00	0.00	0.00	2,200.00
A 2020.450-2	GENERAL SUPPLIES-UNADILLA	2,200.00	0.00	2,200.00	239.94	0.00	1,960.06
A 2020.450-3	GENERAL SUPPLIES-HIGH SCHOOL	3,500.00	0.00	3,500.00	0.00	0.00	3,500.00
A 2020.450-4	GENERAL SUPPLIES-JR HIGH	2,000.00	0.00	2,000.00	69.73	0.00	1,930.27
A 2020.490	BOCES SERVICES - DCMO	41,841.00	0.00	41,841.00	3,721.32	33,491.92	4,627.76

UNATEGO CSD



Appropriation Status Detail Report By Function From 7/1/2017 To 9/30/2017

Account	Description	Budget	Adjustments	Adj. Budget	Expensed	Encumbered	Available
2020	SUPERVISION-REGULAR SCHOOL *	491,129.00	0.00	491,129.00	98,621.07	35,491.92	357,016.01
A 2060.490	RESEARCH, PLANNING, EVALUATION	1,739.00	0.00	1,739.00	173.92	1,565.24	-0.16
2060	RESEARCH, PLANNING & EVALUAT *	1,739.00	0.00	1,739.00	173.92	1,565.24	-0.16
A 2070.400	MISCELLANEOUS CONTRACTUAL	2,500.00	0.00	2,500.00	1,340.75	2,659.25	-1,500.00
A 2070.400-1	CONFERENCES-OTEGO	1,000.00	0.00	1,000.00	0.00	0.00	1,000.00
A 2070.400-2	CONFERENCES-UNADILLA	1,000.00	0.00	1,000.00	0.00	0.00	1,000.00
A 2070.400-3	CONFERENCES-SR HIGH	1,000.00	0.00	1,000.00	0.00	0.00	1,000.00
A 2070.400-4	CONFERENCES - JUNIOR HIGH	1,000.00	0.00	1,000.00	0.00	0.00	1,000.00
2070	INSERVICE TRAINING-INSTRUCTION *	6,500.00	0.00	6,500.00	1,340.75	2,659.25	2,500.00
20	**	499,368.00	0.00	499,368.00	100,135.74	39,716.41	359,515.85
A 2110.120	CERTIFIED SALARIES: K-6	1,672,328.00	0.00	1,672,328.00	116,318.95	0.00	1,556,009.05
A 2110.120-M	CERTIFIED SALARIES: K-6 (PACKING-MOVING)	0.00	0.00	0.00	1,787.40	0.00	-1,787.40
A 2110.121	CERTIFIED SALARIES: LTA'S - K-6	22,000.00	0.00	22,000.00	1,446.83	0.00	20,553.17
A 2110.130	CERTIFIED SALARIES: 7-12	2,202,072.00	0.00	2,202,072.00	138,257.83	0.00	2,063,814.17
A 2110.132	CERTIFIED SALARIES: AIS/AE	5,000.00	0.00	5,000.00	0.00	0.00	5,000.00
A 2110.132-CS	CERTIFIED SALARIES: COMMUNITY SCHOOLS/AFTERSCHOOL	72,613.00	0.00	72,613.00	3,028.65	0.00	69,584.35
A 2110.140	SUBSTITUTES-TEACHERS	150,000.00	0.00	150,000.00	525.00	0.00	149,475.00
A 2110.161	CLASSIFIED SALARIES: AIDES	127,360.53	0.00	127,360.53	5,835.74	0.00	121,524.79
A 2110.163	SUBSTITUTES-AIDES	29,000.00	0.00	29,000.00	0.00	0.00	29,000.00
A 2110.200	EQUIPMENT	4,000.00	0.00	4,000.00	0.00	0.00	4,000.00
A 2110.400	CONTRACTUAL EXPENSE	0.00	0.00	0.00	0.00	300.00	-300.00
A 2110.400-1	CONTRACTUAL EXPENSE-OTEGO	2,000.00	0.00	2,000.00	0.00	0.00	2,000.00
A 2110.400-2	CONTRACTUAL EXPENSE-UNADILLA	2,000.00	0.00	2,000.00	0.00	0.00	2,000.00
A 2110.400-3	CONTRACTUAL EXPENSE-HIGH SCHOOL	8,000.00	0.00	8,000.00	790.00	3,075.00	4,135.00
A 2110.400-4	CONTRACTUAL EXPENSE-JUNIOR HIGH	5,000.00	0.00	5,000.00	2,769.48	0.00	2,230.52
A 2110.450-1	MATERIALS/SUPPLIES-OTEGO	16,000.00	0.00	16,000.00	481.17	104.80	15,414.03
A 2110.450-2	MATERIALS/SUPPLIES-UNADILLA	16,000.00	0.00	16,000.00	7,332.00	1,048.56	7,619.44
A 2110.450-3	MATERIALS/SUPPLIES-HIGH SCHOOL	32,000.00	5,000.00	37,000.00	15,631.06	11,778.09	9,590.85
A 2110.450-4	MATERIALS/SUPPLIES/JR HIGH	20,000.00	0.00	20,000.00	6,815.33	8,983.32	4,201.35
A 2110.471	TUITION PAYMENTS	10,000.00	0.00	10,000.00	0.00	0.00	10,000.00
A 2110.472	TUITION PAYMENTS	3,000.00	0.00	3,000.00	0.00	2,000.00	1,000.00
A 2110.480-0	HDCVR-TXTBKS PBKS	68,000.00	0.00	68,000.00	1,427.85	269.73	66,302.42

UNATEGO CSD



Appropriation Status Detail Report By Function From 7/1/2017 To 9/30/2017

Account	Description	Budget	Adjustments	Adj. Budget	Expensed	Encumbered	Available
A 2110.480-02-5	HDCVR-TXTBKS PBKS/EW-HFS	0.00	0.00	0.00	23.62	0.00	-23.62
A 2110.480-2	HDCVR-TXTBKS PBKS/UNADILLA	0.00	0.00	0.00	290.14	0.00	-290.14
A 2110.480-4	HDCVR-TXTBKS PBKS/JUNIOR HIGH	0.00	0.00	0.00	0.00	705.00	-705.00
A 2110.490	BOCES - DCMO	214,406.00	0.00	214,406.00	25,640.38	230,763.42	-41,997.80
2110	TEACHING-REGULAR SCHOOL	4,680,779.53	5,000.00	4,685,779.53	328,401.43	259,027.92	4,098,350.18
21		4,680,779.53	5,000.00	4,685,779.53	328,401.43	259,027.92	4,098,350.18
A 2250.150	CERTIFIED SALARIES	717,176.00	0.00	717,176.00	74,255.14	0.00	642,920.86
A 2250.151	CERTIFIED SALARIES - LTA's	147,914.00	0.00	147,914.00	8,351.24	0.00	139,562.76
A 2250.160	CLASSIFIED SALARIES	176,850.00	0.00	176,850.00	10,069.32	0.00	166,780.68
A 2250.400	CONTRACTUAL EXPENSES	12,000.00	0.00	12,000.00	1,824.00	7,824.00	2,352.00
A 2250.450	GENERAL SUPPLIES	8,500.00	0.00	8,500.00	2,271.43	767.76	5,460.81
A 2250.471	TUITION PAYMENTS	238,000.00	0.00	238,000.00	0.00	187,500.00	50,500.00
A 2250.472	TUITION PAYMENTS	414,000.00	0.00	414,000.00	11,237.85	370,048.68	32,713.47
A 2250.480	TEXTBOOKS-NON-AIDABLE-MED	1,000.00	0.00	1,000.00	0.00	0.00	1,000.00
A 2250.490	BOCES - DCMO	1,665,797.00	0.00	1,665,797.00	144,262.30	1,298,360.69	223,174.01
2250	PROGRAMS-STUDENTS W/ DISABIL	3,381,237.00	0.00	3,381,237.00	252,271.28	1,864,501.13	1,264,464.59
A 2280.490	BOCES SERVICES - DCMO	656,362.00	0.00	656,362.00	65,636.22	590,725.93	-0.15
2280	OCCUPATIONAL EDUCATION	656,362.00	0.00	656,362.00	65,636.22	590,725.93	-0.15
22		4,037,599.00	0.00	4,037,599.00	317,907.50	2,455,227.06	1,264,464.44
A 2330.490	BOCES SERVICES	536.00	0.00	536.00	2,776.10	24,984.90	-27,225.00
2330	TEACHING-SPECIAL SCHOOLS	536.00	0.00	536.00	2,776.10	24,984.90	-27,225.00
23		536.00	0.00	536.00	2,776.10	24,984.90	-27,225.00
A 2610.150	CERTIFIED SALARIES	67,045.00	0.00	67,045.00	5,201.49	0.00	61,843.51
A 2610.160	CLASSIFIED SALARIES	100.00	0.00	100.00	0.00	0.00	100.00
A 2610.400-1	CONTRACTUAL EXPENSE-ELEMENTARY	1,000.00	0.00	1,000.00	0.00	0.00	1,000.00
A 2610.400-2	CONTRACTUAL EXPENSE-SECONDARY	1,000.00	0.00	1,000.00	0.00	0.00	1,000.00
A 2610.450-1	MATERIALS & SUPPLIES-ELEMENTARY	8,000.00	0.00	8,000.00	3,509.35	0.00	4,490.65
A 2610.450-2	MATERIALS & SUPPLIES-SECONDARY	8,000.00	0.00	8,000.00	3,827.57	977.75	3,194.68
A 2610.450-3	MATERIALS & SUPPLIES-HIGH SCHOOL	0.00	0.00	0.00	0.00	0.00	0.00
A 2610.460-1	LIBRARY AV LOAN-ELEMENTARY	3,100.00	0.00	3,100.00	0.00	0.00	3,100.00
A 2610.460-2	LIBRARY AV LOAN-SECONDARY	3,100.00	0.00	3,100.00	0.00	0.00	3,100.00
A 2610.490	BOCES SERVICES - DCMO	80,268.00	0.00	80,268.00	7,919.18	71,272.61	1,076.21
2610	SCHOOL LIBRARY & AUDIOVISUAL	171,613.00	0.00	171,613.00	20,457.59	72,250.36	78,905.05

UNATEGO CSD



Appropriation Status Detail Report By Function From 7/1/2017 To 9/30/2017

Account	Description	Budget	Adjustments	Adj. Budget	Expensed	Encumbered	Available
A 2630.151	CERTIFIED SALARIES - LTA's	55,000.00	0.00	55,000.00	3,701.85	0.00	51,298.15
A 2630.160	CLASSIFIED SALARIES	17,000.00	0.00	17,000.00	0.00	0.00	17,000.00
A 2630.200	EQUIPMENT	10,000.00	0.00	10,000.00	0.00	0.00	10,000.00
A 2630.220	STATE AIDED HARDWARE	19,000.00	-10,000.00	9,000.00	0.00	0.00	9,000.00
A 2630.400	MISCELLANEOUS CONTRACTUAL	7,000.00	0.00	7,000.00	0.00	0.00	7,000.00
A 2630.450	COMPUTER MATERIALS & SUPPLIES	15,000.00	0.00	15,000.00	240.94	7,645.42	7,113.64
A 2630.460	STATE AIDED SOFTWARE	16,000.00	10,000.00	26,000.00	2,949.00	1,750.00	21,301.00
A 2630.490	BOCES-COMPUTERASSISTED INSTRUCTION	196,282.00	0.00	196,282.00	18,165.89	163,493.04	14,623.07
2630	COMPUTER ASSISTED INSTRUCTION *	335,282.00	0.00	335,282.00	25,057.68	172,888.46	137,335.86
26	**	506,895.00	0.00	506,895.00	45,515.27	245,138.82	216,240.91
A 2810.150	CERTIFIED SALARIES	242,765.00	0.00	242,765.00	36,007.30	0.00	206,757.70
A 2810.160	CLASSIFIED SALARES	31,700.00	0.00	31,700.00	6,665.52	0.00	25,034.48
A 2810.400-1	CONTRACTUAL EXPENSE-OTEGO	1,000.00	0.00	1,000.00	0.00	0.00	1,000.00
A 2810.400-3	CONTRACTUAL EXPENSE-HIGH SCHOOL	1,000.00	0.00	1,000.00	0.00	0.00	1,000.00
A 2810.450	MATERIAL/SUPPLIES	0.00	0.00	0.00	64.78	0.00	-64.78
A 2810.450-1	MATERIALS & SUPPLIES-OTEGO	800.00	0.00	800.00	0.00	0.00	800.00
A 2810.450-3	MATERIALS & SUPPLIES-HIGH SCHOOL	800.00	0.00	800.00	173.65	8.69	617.66
2810	GUIDANCE-REGULAR SCHOOL *	278,065.00	0.00	278,065.00	42,911.25	8.69	235,145.06
A 2815.160	CLASSIFIED SALARIES	71,000.00	0.00	71,000.00	5,809.01	0.00	65,190.99
A 2815.163	CLASSIFIED SALARIES: SUBSTITUTES	4,200.00	0.00	4,200.00	0.00	0.00	4,200.00
A 2815.400	MISC CONTRACTUAL	3,000.00	0.00	3,000.00	0.00	0.00	3,000.00
A 2815.450-1	MATERIALS & SUPPLIES-OTEGO	3,000.00	0.00	3,000.00	0.00	0.00	3,000.00
A 2815.450-2	MATERIALS & SUPPLIES-UNADILLA	0.00	0.00	0.00	538.57	56.71	-595.28
A 2815.450-3	MATERIALS & SUPPLIES-HIGH SCHOOL	0.00	0.00	0.00	-67.44	0.00	67.44
2815	HEALTH SERVICES-REGULAR SCHOOL *	81,200.00	0.00	81,200.00	6,280.14	56.71	74,863.15
A 2820.150	CERTIFIED SALARIES	55,064.00	0.00	55,064.00	3,109.62	0.00	51,954.38
A 2820.400	MISCELLANEOUS CONTRACTUAL	25,000.00	0.00	25,000.00	0.00	0.00	25,000.00
A 2820.450	GENERAL SUPPLIES	1,000.00	0.00	1,000.00	0.00	0.00	1,000.00
A 2820.490	BOCES SERVICES - PSYCHOLOGICAL	0.00	0.00	0.00	4,269.32	38,423.88	-42,693.20
2820	PSYCHOLOGICAL SRVC-REG SCHOOL *	81,064.00	0.00	81,064.00	7,378.94	38,423.88	35,261.18
A 2825.400	MISCELLANEOUS CONTRACTUAL	10,000.00	0.00	10,000.00	0.00	23,000.00	-13,000.00
2825	SOCIAL WORK SRVC-REG SCHOOL *	10,000.00	0.00	10,000.00	0.00	23,000.00	-13,000.00
A 2850.150	CERTIFIED SALARIES	52,000.00	0.00	52,000.00	-1,471.20	0.00	53,471.20

UNATEGO CSD



Appropriation Status Detail Report By Function From 7/1/2017 To 9/30/2017

Account	Description	Budget	Adjustments	Adj. Budget	Expensed	Encumbered	Available
A 2850.160	CLASSIFIED SALARIES	6,800.00	0.00	6,800.00	0.00	0.00	6,800.00
A 2850.400	MISCELLANEOUS CONTRACTUAL	1,700.00	0.00	1,700.00	0.00	0.00	1,700.00
A 2850.450	GENERAL SUPPLIES	500.00	0.00	500.00	0.00	0.00	500.00
2850	CO-CURRICULAR ACTIV-REG SCHL	61,000.00	0.00	61,000.00	-1,471.20	0.00	62,471.20
A 2855.150	CERTIFIED SALARIES	122,000.00	0.00	122,000.00	9,365.20	0.00	112,634.80
A 2855.160	CLASSIFIED SALARIES	15,000.00	0.00	15,000.00	4,074.02	0.00	10,925.98
A 2855.200	EQUIPMENT	1,500.00	0.00	1,500.00	0.00	0.00	1,500.00
A 2855.400	MISCELLANEOUS CONTRACTUAL	2,000.00	0.00	2,000.00	300.00	0.00	1,700.00
A 2855.425	RECONDITIONING UNIFORMS	5,800.00	0.00	5,800.00	0.00	0.00	5,800.00
A 2855.447	ORGANIZATIONAL MEMBERSHIPS	4,500.00	0.00	4,500.00	0.00	0.00	4,500.00
A 2855.448	PHYSICALS	7,000.00	0.00	7,000.00	350.00	7,000.00	-350.00
A 2855.449	OFFICIALS	31,000.00	0.00	31,000.00	0.00	30,000.00	1,000.00
A 2855.450	GENERAL SUPPLIES	20,000.00	0.00	20,000.00	1,600.92	3,836.72	14,562.36
A 2855.476	TRAVEL/CONFERENCE	2,000.00	0.00	2,000.00	0.00	0.00	2,000.00
A 2855.479	PARTICIPATION FEES	3,200.00	0.00	3,200.00	525.00	600.00	2,075.00
A 2855.490	BOCES	2,684.00	0.00	2,684.00	252.50	2,272.50	159.00
2855	INTERSCHOL ATHLETICS-REG SCHL	216,684.00	0.00	216,684.00	16,467.64	43,709.22	156,507.14
28		728,013.00	0.00	728,013.00	71,566.77	105,198.50	551,247.73
2		10,453,190.53	5,000.00	10,458,190.53	866,302.81	3,129,293.61	6,462,594.11
A 5510.160	NONINSTRUCTIONAL SALARIES	143,657.00	0.00	143,657.00	32,647.37	0.00	111,009.63
A 5510.161	WAGES	280,000.00	0.00	280,000.00	36,047.56	0.00	243,952.44
A 5510.162	OVERTIME	20,000.00	0.00	20,000.00	39.48	0.00	19,960.52
A 5510.163	SUBSTITUTES	4,000.00	0.00	4,000.00	0.00	0.00	4,000.00
A 5510.166	ATHLETIC TRIPS	17,000.00	0.00	17,000.00	1,244.29	0.00	15,755.71
A 5510.167	FIELD TRIPS	8,000.00	0.00	8,000.00	0.00	0.00	8,000.00
A 5510.168	LATE RUN	3,600.00	0.00	3,600.00	0.00	0.00	3,600.00
A 5510.200	EQUIPMENT	16,900.00	0.00	16,900.00	0.00	0.00	16,900.00
A 5510.210	BUS	83,000.00	0.00	83,000.00	0.00	0.00	83,000.00
A 5510.400	MISCELLANEOUS CONTRACTUAL	224,705.00	375.00	225,080.00	52,247.22	163,113.90	9,718.88
A 5510.400-1	DRIVER ED CONTRACTUAL	0.00	0.00	0.00	249.75	0.00	-249.75
A 5510.410	CONTRACTUAL/LEASED BUS EXPENSE	240,000.00	0.00	240,000.00	0.00	0.00	240,000.00
A 5510.448	PHYSICALS	3,500.00	0.00	3,500.00	190.00	3,310.00	0.00
A 5510.450	GENERAL SUPPLIES	4,400.00	0.00	4,400.00	1,086.73	3,277.41	35.86

UNATEGO CSD



Appropriation Status Detail Report By Function From 7/1/2017 To 9/30/2017

Account	Description	Budget	Adjustments	Adj. Budget	Expensed	Encumbered	Available
A 5510.454	INSURANCE	17,000.00	0.00	17,000.00	14,533.00	0.00	2,467.00
A 5510.490	BOCES SERVICES - DCMO	2,216.00	0.00	2,216.00	227.50	2,047.50	-59.00
A 5510.540	CLEANING SUPPLIES	1,050.00	0.00	1,050.00	0.00	0.00	1,050.00
A 5510.570	PARTS	4,500.00	0.00	4,500.00	0.00	1,493.03	3,006.97
A 5510.570-.1	DRIVER ED PARTS	0.00	0.00	0.00	497.75	0.00	-497.75
A 5510.571	GAS AND FUEL	130,000.00	0.00	130,000.00	3,313.47	121,485.69	5,200.84
A 5510.571-.1	GAS AND FUEL/DRIVER ED	0.00	0.00	0.00	200.84	0.00	-200.84
A 5510.573	TIRES	10,000.00	0.00	10,000.00	0.00	0.00	10,000.00
5510	DISTRICT TRANSPORT-MEDICAID *	1,213,528.00	375.00	1,213,903.00	142,524.96	294,727.53	776,650.51
A 5530.400	MISCELLANEOUS CONTRACTUAL	0.00	5,000.00	5,000.00	0.00	2,000.00	3,000.00
A 5530.450	GENERAL SUPPLIES-OTHER	500.00	0.00	500.00	0.00	500.00	0.00
A 5530.454	HEATING FUEL	20,000.00	-5,000.00	15,000.00	991.10	14,008.90	0.00
A 5530.463	REFUSE REMOVAL	2,075.00	0.00	2,075.00	375.00	1,125.00	575.00
A 5530.473	WATER/GARAGE	400.00	0.00	400.00	0.00	600.00	-200.00
A 5530.477	ELECTRICITY	3,800.00	0.00	3,800.00	687.47	3,112.53	0.00
5530	GARAGE BUILDING *	26,775.00	0.00	26,775.00	2,053.57	21,346.43	3,375.00
55	**	1,240,303.00	375.00	1,240,678.00	144,578.53	316,073.96	780,025.51
5	***	1,240,303.00	375.00	1,240,678.00	144,578.53	316,073.96	780,025.51
A 7140.161	NONINSTR SALARIES/AFTERSCHOOL PROG	60,000.00	0.00	60,000.00	15,497.07	0.00	44,502.93
A 7140.400	CONTRACTUAL/AFTERSCHOOL PROG	1,000.00	0.00	1,000.00	0.00	0.00	1,000.00
A 7140.450	GENERAL SUPPLIES/AFTERSCHOOL PROG	3,000.00	0.00	3,000.00	300.18	0.00	2,699.82
7140	RECREATION *	64,000.00	0.00	64,000.00	15,797.25	0.00	48,202.75
71	**	64,000.00	0.00	64,000.00	15,797.25	0.00	48,202.75
7	***	64,000.00	0.00	64,000.00	15,797.25	0.00	48,202.75
A 9010.800	STATE RETIREMENT	284,593.39	0.00	284,593.39	0.00	0.00	284,593.39
9010	STATE RETIREMENT *	284,593.39	0.00	284,593.39	0.00	0.00	284,593.39
A 9020.800	TEACHERS' RETIREMENT	694,930.41	0.00	694,930.41	0.00	0.00	694,930.41
9020	TEACHERS' RETIREMENT *	694,930.41	0.00	694,930.41	0.00	0.00	694,930.41
A 9030.800	SOCIAL SECURITY	608,060.30	0.00	608,060.30	58,235.55	0.00	549,824.75
9030	SOCIAL SECURITY *	608,060.30	0.00	608,060.30	58,235.55	0.00	549,824.75
A 9040.800	WORKERS' COMPENSATION	104,000.00	0.00	104,000.00	99,170.46	0.00	4,829.54
9040	WORKERS' COMPENSATION *	104,000.00	0.00	104,000.00	99,170.46	0.00	4,829.54
A 9045.800	LIFE INSURANCE	6,000.00	0.00	6,000.00	1,014.00	0.00	4,986.00

UNATEGO CSD



Appropriation Status Detail Report By Function From 7/1/2017 To 9/30/2017

Account	Description	Budget	Adjustments	Adj. Budget	Expensed	Encumbered	Available
9045	LIFE INSURANCE *	6,000.00	0.00	6,000.00	1,014.00	0.00	4,986.00
A 9050.80	UNEMPLOYMENT INSURANCE	25,000.00	0.00	25,000.00	0.00	4,000.00	21,000.00
9050	UNEMPLOYMENT INSURANCE *	25,000.00	0.00	25,000.00	0.00	4,000.00	21,000.00
A 9060.158-01	HEALTH INS/STIPEND	68,000.00	0.00	68,000.00	0.00	0.00	68,000.00
A 9060.801	HEALTH INSURANCE	2,863,230.37	0.00	2,863,230.37	781,446.12	1,218,553.88	863,230.37
A 9060.801-BR-A	HEALTH INSURANCE HRA/FSA	6,500.00	0.00	6,500.00	1,128.60	3,737.70	1,633.70
A 9060.801-HB	HEALTH INSURANCE BUYOUT	5,000.00	0.00	5,000.00	0.00	0.00	5,000.00
A 9060.803	DENTAL INSURANCE	60,000.00	0.00	60,000.00	28,092.38	33,417.62	-1,510.00
9060	HOSPITAL, MEDICAL & DENTAL INS *	3,002,730.37	0.00	3,002,730.37	810,667.10	1,255,709.20	936,354.07
A 9089.800	UNDISTRIBUTED EXPENDITURES	3,000.00	0.00	3,000.00	2,695.00	0.00	305.00
9089	OTHER *	3,000.00	0.00	3,000.00	2,695.00	0.00	305.00
90	**	4,728,314.47	0.00	4,728,314.47	971,782.11	1,259,709.20	2,496,823.16
A 9711.600	SERIAL BONDS/SCHOOL CONST/PRINCIPAL	1,950,000.00	0.00	1,950,000.00	0.00	0.00	1,950,000.00
A 9711.700	SERIAL BONDS/SCHOOL CONST/INTEREST	617,100.00	0.00	617,100.00	0.00	0.00	617,100.00
9711	SERIAL BOND *	2,567,100.00	0.00	2,567,100.00	0.00	0.00	2,567,100.00
A 9722.600	STATUTORY BONDS - BUS PURCHASES/PRIN	35,000.00	0.00	35,000.00	0.00	0.00	35,000.00
A 9722.700	STATUTORY BOND - BUS PURCHASE/INT	2,588.00	0.00	2,588.00	0.00	0.00	2,588.00
9722	STATUTORY BOND *	37,588.00	0.00	37,588.00	0.00	0.00	37,588.00
97	**	2,604,688.00	0.00	2,604,688.00	0.00	0.00	2,604,688.00
A 9950.9	TRANSFER TO CAPITAL FUND	50,000.00	0.00	50,000.00	0.00	0.00	50,000.00
9950	TRANSFER TO CAPITAL *	50,000.00	0.00	50,000.00	0.00	0.00	50,000.00
99	**	50,000.00	0.00	50,000.00	0.00	0.00	50,000.00
9	***	7,383,002.47	0.00	7,383,002.47	971,782.11	1,259,709.20	5,151,511.16
Fund ATotals:		22,180,915.65	11,625.00	22,192,540.65	2,500,882.01	6,627,799.01	13,063,859.63
Grand Totals:		22,180,915.65	11,625.00	22,192,540.65	2,500,882.01	6,627,799.01	13,063,859.63

UNATEGO CSD

Revenue Status Report From 7/1/2017 To 9/30/2017



Account	Description	Budget	Adjustments	Revised Budget	Revenue Earned	Unearned Revenue
A 1001	REAL PROPERTY TAXES	7,196,420.25	0.00	7,196,420.25	3,917,342.39	3,279,077.86
A 1081	PAYMENT IN LIEU OF TAXES (PILOT)	2,784.00	0.00	2,784.00	0.00	2,784.00
A 1090	INTEREST ON PROPERTY TAXES	23,000.00	0.00	23,000.00	0.00	23,000.00
A 1120	NON-PROPERTY TAX DISTRIBUTION BY COUNTIES	6,000.00	0.00	6,000.00	0.00	6,000.00
A 1310	DAY SCHOOL TUITION FOR INDIVIDUAL	600.00	0.00	600.00	0.00	600.00
A 1335	OTHER STUDENT FEES & CHARGES	0.00	0.00	0.00	75.00	-75.00
A 1336	AFTER SCHOOL FEES	64,000.00	0.00	64,000.00	15,462.28	48,537.72
A 1410	ADMISSIONS	6,000.00	0.00	6,000.00	2,250.16	3,749.84
A 1410.DW	ADMISSIONS-DAN WICKHAM	0.00	0.00	0.00	260.00	-260.00
A 2401	INTEREST AND EARNINGS	200.00	0.00	200.00	33.50	166.50
A 2401..1	INTEREST EARNEDITA & PAYROLL ACC'T	0.00	0.00	0.00	0.83	-0.83
A 2440	OTHER RENTAL	26,400.00	0.00	26,400.00	4,400.00	22,000.00
A 2650	SALE OF SCRAP & EXCESS MATERIALS	0.00	0.00	0.00	257.53	-257.53
A 2680	INSURANCE RECOVERIES	0.00	0.00	0.00	8,217.34	-8,217.34
A 2701	REFUND OF BOCES AIDED SERVICES	200,000.00	0.00	200,000.00	0.00	200,000.00
A 2703	REFUND OF PRIOR YEAR EXPENSE	0.00	0.00	0.00	13.70	-13.70
A 2705	GIFTS AND DONATIONS	0.00	5,000.00	5,000.00	12,650.33	-7,650.33
A 2770	OTHER UNCLASSIFIED REVENUES	25,000.00	0.00	25,000.00	57.50	24,942.50
A 3101	BASIC FORMULA AID	12,568,879.60	0.00	12,568,879.60	257,915.65	12,310,963.95
A 3101..1	EXCESS COST AID	458,071.00	0.00	458,071.00	0.00	458,071.00
A 3102	LOTTERY AID	0.00	0.00	0.00	1,116,462.52	-1,116,462.52
A 3102..B	VLT LOTTERY GRANT(VIDEO LOT TERMINAL)	0.00	0.00	0.00	54,564.07	-54,564.07
A 3103	BOCES AID	1,482,166.80	0.00	1,482,166.80	0.00	1,482,166.80
A 3260	TEXTBOOK AID	70,806.00	0.00	70,806.00	13,455.00	57,351.00
A 3262.B	COMPUTER HARDWARE AID	15,588.00	0.00	15,588.00	0.00	15,588.00
A 3289	OTHER STATE AID	0.00	0.00	0.00	50,000.00	-50,000.00
A 4601	MEDICAID	35,000.00	0.00	35,000.00	6,154.14	28,845.86
A Totals:		22,180,915.65	5,000.00	22,185,915.65	5,459,571.94	16,726,343.71
Grand Totals:		22,180,915.65	5,000.00	22,185,915.65	5,459,571.94	16,726,343.71

TREASURER'S REPORT TO
BOARD OF EDUCATION
UNATEGO CENTRAL SCHOOL

School Lunch Fund Checking

BALANCE ON HAND: September 1, 2017	\$ 14,938.52
VOIDED CHECKS	\$ -
RECEIPTS:	
INTEREST	0.21
GENERAL/BOCES AID	\$17,134.36
OTHER SALES/SEPT	\$1,994.04
SALES TAX/SEPT	\$64.06
TYPE A LUNCHES/SEPT	\$12,997.71

TOTAL RECEIPTS	\$ 32,190.38
RECEIPTS & BALANCE	<u>\$ 47,128.90</u>

DISBURSEMENTS:	
CHECKS	25,133.93
WIRES	3,917.07
TOTAL DISBURSEMENTS	<u>\$ 29,051.00</u>

BALANCE ON HAND: September 30, 2017	<u>\$ 18,077.90</u>
-------------------------------------	---------------------

BANK BALANCE	\$25,665.17
PLUS: BANK ERROR	-
PLUS: IN TRANSIT DEPOSITS	1,219.55
LESS: OUTSTANDING CHECKS	8,806.82
LESS: OUTSTANDING WIRES	-

NET BALANCE IN BANK	<u>\$18,077.90</u>
---------------------	--------------------

October 16, 2017
DATE SUBMITTED


DISTRICT TREASURER

UNATEGO CSD

Trial Balance Report From 7/1/2017 - 9/30/2017



Account	Description	Debits	Credits	Balance
C 200	CASH	78,684.35	60,606.45	18,077.90
C 380	ACCOUNTS RECEIVABLE	10,708.90	9.00	10,699.90
C 4101	STATE AID RECEIVABLE	18,622.36	17,615.36	1,007.00
C 4102	FEDERAL AID RECEIVABLE	39,902.00	12,089.00	27,813.00
C 445	INVENTORY-SUPPLIES	1,747.13	0.00	1,747.13
C 446	INVENTORY-FOOD	5,054.97	0.00	5,054.97
C 446.1	INVENTORY-USDA	13,599.92	0.00	13,599.92
C 510	ESTIMATED REVENUES	530,100.00	0.00	530,100.00
C 521	ENCUMBRANCES	387,763.70	49,307.19	338,456.51
C 522	EXPENDITURES	60,378.64	2,475.38	57,903.26
C 630GEN	DUE TO GENERAL FUND	0.00	57,421.29	57,421.29 CR
C 631	DUE TO OTHER GOVERNMENTS	100.59	164.65	64.06 CR
C 806	NOT IN SPENDABLE FORM	0.00	20,402.02	20,402.02 CR
C 821	RESERVE FOR ENCUMBRANCES	49,307.19	387,763.70	338,456.51 CR
C 915	ASSIGNED UNAPPROPRIATED FUND BAL	3.31	0.00	3.31
C 960	APPROPRIATIONS	0.00	530,100.00	530,100.00 CR
C 980	REVENUES	40.37	58,059.39	58,019.02 CR
C Fund Totals:		1,196,013.43	1,196,013.43	0.00
Grand Totals:		1,196,013.43	1,196,013.43	0.00

UNATEGO CSD



Appropriation Status Detail Report By Function From 7/1/2017 To 9/30/2017

Account	Description	Budget	Adjustments	Adj. Budget	Expensed	Encumbered	Available
		124,000.00	0.00	124,000.00	3,658.37	0.00	120,341.63
C 2860.161	NONINSTRUCTIONAL WAGES	4,500.00	0.00	4,500.00	4,320.00	0.00	180.00
C 2860.161-SP	NONINSTRUCTIONAL WAGES/SUM PGM	2,500.00	0.00	2,500.00	171.60	0.00	2,328.40
C 2860.163	SUBSTITUTES	3,000.00	0.00	3,000.00	0.00	0.00	3,000.00
C 2860.200	EQUIPMENT	5,000.00	0.00	5,000.00	503.31	7,280.00	-2,783.31
C 2860.400	CONTRACTUAL EXPENSE	200,000.00	0.00	200,000.00	9,033.03	184,198.47	6,768.50
C 2860.410	FOOD PURCHASES	4,500.00	0.00	4,500.00	3,826.96	0.00	673.04
C 2860.410-SP	FOOD PURCHASES/SUM PGM	20,000.00	0.00	20,000.00	0.00	0.00	20,000.00
C 2860.411	FOOD - COMMODITIES	15,000.00	0.00	15,000.00	2,663.06	13,046.54	-709.60
C 2860.450	MATERIALS AND SUPPLIES	300.00	0.00	300.00	290.86	0.00	9.14
C 2860.450-SP	MATERIALS AND SUPPLIES/SUM PGM	5,000.00	0.00	5,000.00	519.46	4,675.10	-194.56
C 2860.490	BOCES SERVICES	61,000.00	0.00	61,000.00	6,170.00	55,530.00	-700.00
C 2860.490-.1	BOCES SERVICES/MGMT						
		444,800.00	0.00	444,800.00	31,156.65	264,730.11	148,913.24
2860		444,800.00	0.00	444,800.00	31,156.65	264,730.11	148,913.24
28		444,800.00	0.00	444,800.00	31,156.65	264,730.11	148,913.24
2		9,500.00	0.00	9,500.00	623.47	0.00	8,876.53
C 9030.800	SOCIAL SECURITY	9,500.00	0.00	9,500.00	623.47	0.00	8,876.53
9030	SOCIAL SECURITY	7,000.00	0.00	7,000.00	6,349.54	0.00	650.46
C 9040.800	WORKERS' COMPENSATION	7,000.00	0.00	7,000.00	6,349.54	0.00	650.46
9040	WORKERS' COMPENSATION	68,000.00	0.00	68,000.00	19,577.25	72,922.75	-24,500.00
C 9060.801	HEALTH INSURANCE	800.00	0.00	800.00	196.35	803.65	-200.00
C 9060.802	DENTAL INSURANCE	68,800.00	0.00	68,800.00	19,773.60	73,726.40	-24,700.00
9060	HOSPITAL, MEDICAL & DENTAL INS	85,300.00	0.00	85,300.00	26,746.61	73,726.40	-15,173.01
90		85,300.00	0.00	85,300.00	26,746.61	73,726.40	-15,173.01
9							
Fund CTotals:		530,100.00	0.00	530,100.00	57,903.26	338,456.51	133,740.23
Grand Totals:		530,100.00	0.00	530,100.00	57,903.26	338,456.51	133,740.23

UNATEGO CSD

Revenue Status Report From 7/1/2017 To 9/30/2017



Account	Description	Budget	Adjustments	Revised Budget	Revenue Earned	Unearned Revenue
C 1440	SALE OF TYPE A LUNCHES	112,000.00	0.00	112,000.00	12,987.06	99,012.94
C 1445	OTHER FOOD SALES	42,000.00	0.00	42,000.00	3,636.54	38,363.46
C 2401	INTEREST AND EARNINGS	0.00	0.00	0.00	0.36	-0.36
C 2770	MISCELLANEOUS REVENUE	0.00	0.00	0.00	5.06	-5.06
C 3190.1	STATE BREAKFAST	3,000.00	0.00	3,000.00	305.00	2,695.00
C 3190.11	BOCES AID	43,000.00	0.00	43,000.00	0.00	43,000.00
C 3190.2	STATE LUNCH	7,000.00	0.00	7,000.00	702.00	6,298.00
C 3190.SUM	STATE BKFST/LUNCH SUMMER	600.00	0.00	600.00	481.00	119.00
C 4190.1	FEDERAL BREAKFAST	56,000.00	0.00	56,000.00	6,415.00	49,585.00
C 4190.2	FEDERAL LUNCH	205,000.00	0.00	205,000.00	20,859.00	184,141.00
C 4190.2S.N	FEDERAL SNACK	7,000.00	0.00	7,000.00	539.00	6,461.00
C 4190.3	SURPLUS FOOD - FEDERAL	20,000.00	0.00	20,000.00	0.00	20,000.00
C 4190.SUM	FEDERAL BRKFST/LUNCH SUMMER	14,500.00	0.00	14,500.00	12,089.00	2,411.00
C 5031	INTERFUND TRANSFER FROM GEN FUND	20,000.00	0.00	20,000.00	0.00	20,000.00
C Totals:		530,100.00	0.00	530,100.00	58,019.02	472,080.98
Grand Totals:		530,100.00	0.00	530,100.00	58,019.02	472,080.98

Unatego Central School

School Food Service Statement of Income & Expenditures
2017 - 2018

	July/August	September	October	November	December	Totals
Income						
<i>Revenues</i>						
Sale of Type A Lunches	\$ 30	\$ 12,957				\$ 12,987
Other Food Sales	1,642	1,995				3,637
Interest & Earnings						-
State Reimbursement-Breakfast		305				305
State Reimbursement-Lunch		702				702
BOCES Aid						-
Federal Reimbursements-Breakfast		6,415				6,415
Federal Reimbursements-Lunch		20,859				20,859
Federal Surplus Food						-
Federal Snack Program		539				539
Summer Food Service Program	12,570					12,570
Refund of Prior Year Expense						-
Miscellaneous Revenue		5				5
Interfund Transfers						-
Total Revenues	14,242	43,777	-	-	-	58,019
<i>Cost of Food Sold</i>						
Beginning Inventory	20,402	20,402				20,402
Food Purchased	4,058	21,102				25,160
Federal Surplus Food Received						-
Subtotal	24,460	41,504	-	-	-	45,562
<i>Less:</i>						
Ending Inventory	20,402	20,402				20,402
Cost of Food Sold	4,058	21,102	-	-	-	25,160
Gross Income	10,184	22,675	-	-	-	32,859
Expenditures						
<i>Personnel</i>						
Salaries	4,600	3,550				8,150
Employees Retirement						-
Social Security	352	272				624
Workers' Compensation	529	529				1,058
Unemployment Insurance						-
Health & Dental Insurance	13,182	6,591				19,773
Total Personnel	18,663	10,942	-	-	-	29,605
<i>Operations</i>						
Equipment						-
Contractual Expenses	155	957				1,112
Materials & Supplies	291	3,660				3,951
BOCES Services		6,689				6,689
Total Operations	446	11,306	-	-	-	11,752
Total Expenditures	19,109	22,248	-	-	-	41,357
Net Income	\$ (8,925)	\$ 427	\$ -	\$ -	\$ -	\$ (8,498)

Unatego Central School

School Food Service Statement of Income & Expenditures
2017 - 2018

	July/Dec.	January	February	March	April	Totals
Income						
<i>Revenues</i>						
Sale of Type A Lunches	\$ 12,987					\$ 12,987
Other Food Sales	\$ 3,637					3,637
Interest & Earnings	\$ -					-
State Reimbursement-Breakfast	\$ 305					305
State Reimbursement-Lunch	\$ 702					702
BOCES Aid	\$ -					-
Federal Reimbursements-Breakfast	\$ 6,415					6,415
Federal Reimbursements-Lunch	\$ 20,859					20,859
Federal Surplus Food	\$ -					-
Federal Snack Program	\$ 539					539
Summer Food Service Program	\$ 12,570					12,570
Refund of Prior Year Expense	\$ -					-
Miscellaneous Revenue	\$ 5					5
Interfund Transfers	\$ -					-
Total Revenues	58,019					58,019
<i>Cost of Food Sold</i>						
Beginning Inventory	20,402					20,402
Food Purchased	25,160					25,160
Federal Surplus Food Received	-					-
Subtotal	45,562					45,562
Less:						
Ending Inventory	20,402					20,402
Cost of Food Sold	25,160					25,160
Gross Income	32,859					32,859
Expenditures						
<i>Personnel</i>						
Salaries	8,150					8,150
Employees Retirement	-					-
Social Security	624					624
Workers'Compensation	1,058					1,058
Unemployment Insurance	-					-
Health & Dental Insurance	19,773					19,773
Total Personnel	29,605					29,605
<i>Operations</i>						
Equipment	-					-
Contractual Expenses	1,112					1,112
Materials & Supplies	3,951					3,951
BOCES Services	6,689					6,689
Total Operations	11,752					11,752
Total Expenditures	41,357					41,357
Net Income	\$ (8,498)	\$ -	\$ -	\$ -	\$ -	\$ (8,498)

Unatego Central School

School Food Service Statement of Income & Expenditures
2017 - 2018

	July/April	May	June	Closing Journal Entry Adj.	Totals
Income					
<i>Revenues</i>					
Sale of Type A Lunches	\$ 12,987				\$ 12,987
Other Food Sales	3,637				3,637
Interest & Earnings	-				-
State Reimbursement-Breakfast	305				305
State Reimbursement-Lunch	702				702
BOCES Aid	-				-
Federal Reimbursements-Breakfast	6,415				6,415
Federal Reimbursements-Lunch	20,859				20,859
Federal Surplus Food	-				-
Federal Snack Program	539				539
Summer Food Service Program	12,570				12,570
Refund of Prior Year Expense	-				-
Miscellaneous Revenue	5				5
Interfund Transfers	-				-
Total Revenues	58,019				58,019
<i>Cost of Food Sold</i>					
Beginning Inventory	20,402				20,402
Food Purchased	25,160				25,160
Federal Surplus Food Received	-				-
Subtotal	45,562				45,562
Less:					
Ending Inventory	20,402				20,402
Cost of Food Sold	25,160				25,160
Gross Income	32,859				32,859
Expenditures					
<i>Personnel</i>					
Salaries	8,150				8,150
Employees Retirement	-				-
Social Security	624				624
Workers' Compensation	1,058				1,058
Unemployment Insurance	-				-
Health & Dental Insurance	19,773				19,773
Total Personnel	29,605				29,605
<i>Operations</i>					
Equipment	-				-
Contractual Expenses	1,112				1,112
Materials & Supplies	3,951				3,951
BOCES Services	6,689				6,689
Total Operations	11,752				11,752
Total Expenditures	41,357				41,357
Net Income	\$ (8,498)	\$ -	\$ -	\$ -	\$ (8,498)

School Food Service Statement of Income & Expenditures
2017 - 2018
 Year to Date Comparision

	2016-2017	2017-2018	\$ Change	% Change
Income				
<i>Revenues</i>				
Sale of Type A Lunches	\$ 110,595	\$ 12,987	\$ (97,608)	\$ (1)
Other Food Sales	43,595	3,637	(39,958)	(1)
Interest & Earnings	3	-	(3)	(1)
State Reimbursement-Breakfast	2,806	305	(2,501)	(1)
State Reimbursement-Lunch	6,951	702	(6,249)	(1)
BOCES Aid	37,890	-	(37,890)	(1)
Federal Reimbursements-Breakfast	54,389	6,415	(47,974)	(1)
Federal Reimbursements-Lunch	204,399	20,859	(183,540)	(1)
Refund of Boces Aided Services	6,458	539	(5,919)	(1)
Federal Surplus Food	36,811	-	(36,811)	(1)
Summer Food Service Program	14,798	12,570	(2,228)	(0)
Refund of Prior Year Expense	2,650	-	(2,650)	(1)
Miscellaneous Revenue	10,763	5	(10,758)	(1)
Interfund Transfers	40,500	-	(40,500)	(1)
Total Revenues	572,608	58,019	(514,589)	(1)
<i>Cost of Food Sold</i>				
Beginning Inventory	15,314	20,402	5,088	\$ 0
Food Purchased	201,720	25,160	(176,560)	(1)
Federal Surplus Food Received	26,716	-	(26,716)	(1)
Subtotal	243,750	45,562	(198,188)	(1)
<i>Less:</i>				
Ending Inventory	20,402	20,402	-	\$ -
Cost of Food Sold	191,626	25,160	(198,188)	(1)
Gross Income	380,982	32,859	(316,401)	(1)
Expenditures				
<i>Personnel</i>				
Salaries	129,304	8,150	(121,154)	(1)
Employees Retirement	-	-	-	-
Social Security	9,043	624	(8,419)	(1)
Workers' Compensation	6,766	1,058	(5,708)	(1)
Unemployment Insurance	-	-	-	-
Health & Dental Insurance	79,094	19,773	(59,321)	(1)
Total Personnel	224,207	29,605	(194,602)	(1)
<i>Operations</i>				
Equipment	-	-	-	-
Contractual Expenses	4,358	1,112	(3,246)	(1)
Materials & Supplies	13,698	3,951	(9,747)	(1)
BOCES Services	63,720	6,689	(57,031)	(1)
Total Operations	81,776	11,752	(70,024)	(1)
Total Expenditures	305,983	41,357	(264,626)	(1)
Net Income	\$ 74,999	\$ (8,498)	\$ (51,775)	(1)

TREASURER'S REPORT TO
BOARD OF EDUCATION
UNATEGO CENTRAL SCHOOL

Special Aid Fund Checking

BALANCE ON HAND: September 1, 2017 \$ 92,261.64
VOIDED CHECKS \$ -
RECEIPTS:
INTEREST 0.57

TOTAL RECEIPTS \$ 0.57
RECEIPTS & BALANCE \$ 92,262.21

DISBURSEMENTS:

CHECKS 3413-3416 44,951.47
WIRES 0.00
TOTAL DISBURSEMENTS \$ 44,951.47

BALANCE ON HAND: September 30, 2017 \$ 47,310.74

BANK BALANCE \$47,310.74
PLUS: BANK ERROR -
PLUS: IN TRANSIT DEPOSITS -
LESS: OUTSTANDING CHECKS -
LESS: OUTSTANDING WIRES -
NET BALANCE IN BANK \$47,310.74

October 16, 2017
DATE SUBMITTED


DISTRICT TREASURER

UNATEGO CSD

Trial Balance Report From 7/1/2017 - 9/30/2017



Account	Description	Debits	Credits	Balance
F 200	CASH - CHECKING	93,268.33	45,957.59	47,310.74
F 4102	FEDERAL AID RECEIVABLE	96,483.35	58,028.00	38,455.35
F 510	ESTIMATED REVENUES	45,118.93	0.00	45,118.93
F 522	EXPENDITURES	45,957.59	0.00	45,957.59
F 630GEN	DUE TO GENERAL FUND	0.00	131,556.22	131,556.22 CR
F 691	DEFERRED REVENUE	0.00	167.46	167.46 CR
F 960	APPROPRIATIONS	0.00	45,118.93	45,118.93 CR
F Fund Totals:		280,828.20	280,828.20	0.00
Grand Totals:		280,828.20	280,828.20	0.00

UNATEGO CSD

Appropriation Status Detail Report By Function From 7/1/2017 To 9/30/2017



Account	Description	Budget	Adjustments	Adj. Budget	Expensed	Encumbered	Available
F 2253.472-57-1718	SUMMER/TUITION/RESIDENTIAL 17-18	0.00	44,951.47	44,951.47	44,951.47	0.00	0.00
2253	TUITION/MAINTENANCE *	0.00	44,951.47	44,951.47	44,951.47	0.00	0.00
22	**	0.00	44,951.47	44,951.47	44,951.47	0.00	0.00
F 2610.45C-FS-C617	COMMUNITY FNDN SO CENTRAL NY/M ANDERSON/PHONICS FOR SUCCESS	167.46	0.00	167.46	0.00	0.00	167.46
2610	MINI GRANTS *	167.46	0.00	167.46	0.00	0.00	167.46
26	**	167.46	0.00	167.46	0.00	0.00	167.46
2	***	167.46	44,951.47	45,118.93	44,951.47	0.00	167.46
F 3217.150-57	IDEA-PT B/SEC 611/PROF SALARY 16-17	0.00	0.00	0.00	0.00	0.00	0.00
3217	IDEA-PART B, SECTION 611 2016-2017 *	0.00	0.00	0.00	0.00	0.00	0.00
F 3218.150-57	IDEA-PT B/SEC 611/PROF SALARY 17-18	0.00	0.00	0.00	1,006.12	0.00	-1,006.12
3218	* *	0.00	0.00	0.00	1,006.12	0.00	-1,006.12
32	**	0.00	0.00	0.00	1,006.12	0.00	-1,006.12
3	***	0.00	0.00	0.00	1,006.12	0.00	-1,006.12
Fund FTotals:		167.46	44,951.47	45,118.93	45,957.59	0.00	-838.66
Grand Totals:		167.46	44,951.47	45,118.93	45,957.59	0.00	-838.66

UNATEGO CSD

Revenue Status Report From 7/1/2017 To 9/30/2017



Account	Description	Budget	Adjustments	Revised Budget	Revenue Earned	Unearned Revenue
<u>F 2770.-CF.SC.1617</u>	COMMUNITY FNDN SO CENTRAL NY/M ANDERSON/PHONICS FOR SUCCESS	167.46	0.00	167.46	0.00	167.46
<u>F 3289.-17.18</u>	SUMMER HANDICAPPED 17-18	0.00	44,951.47	44,951.47	0.00	44,951.47
	F Totals:	167.46	44,951.47	45,118.93	0.00	45,118.93
	Grand Totals:	167.46	44,951.47	45,118.93	0.00	45,118.93

TREASURER'S REPORT TO
BOARD OF EDUCATION
UNATEGO CENTRAL SCHOOL

Capital Fund Checking

BALANCE ON HAND: September 1, 2017		\$	815.74
VOIDED CHECKS		\$	-
RECEIPTS:			
	INTEREST		0.01
	GENERAL/TRANSFER		9,000.00

TOTAL RECEIPTS	\$	9,000.01
RECEIPTS & BALANCE	\$	<u>9,815.75</u>

DISBURSEMENTS:	EFT/Wire Trans.		\$	-
	Checks	1920	\$	9,395.93

TOTAL DISBURSEMENTS	\$	<u>9,395.93</u>
---------------------	----	-----------------

BALANCE ON HAND: September 30, 2017		\$	<u>419.82</u>
-------------------------------------	--	----	---------------

BANK BALANCE	\$419.82
PLUS: BANK ERROR	-
PLUS: IN TRANSIT DEPOSITS	-
LESS: OUTSTANDING CHECKS	-
LESS: OUTSTANDING WIRES	-
NET BALANCE IN BANK	<u>\$419.82</u>

October 16, 2017
DATE SUBMITTED


DISTRICT TREASURER

UNATEGO CSD

Trial Balance Report From 7/1/2017 - 9/30/2017



Account	Description	Debits	Credits	Balance
H 200	CASH	20,034.65	19,614.83	419.82
H 201DORM2	DASNY - DORMATORY AUTHORITY	72,795.93	0.00	72,795.93
H 521	ENCUMBRANCES	12,900.00	0.00	12,900.00
H 522	EXPENDITURES	19,614.83	0.00	19,614.83
H 630DEBT	DUE TO DEBT SERVICE	0.00	438.66	438.66 CR
H 630GEN	DUE TO GENERAL FUND	0.00	92,391.92	92,391.92 CR
H 821	RESERVE FOR ENCUMRANCES	0.00	12,900.00	12,900.00 CR
H Fund Totals:		125,345.41	125,345.41	0.00
Grand Totals:		125,345.41	125,345.41	0.00

UNATEGO CSD

Appropriation Status Detail Report By Function From 7/1/2017 To 9/30/2017



Account	Description	Budget	Adjustments	Adj. Budget	Expensed	Encumbered	Available
H 9012.240-2	BEARSCH COMPEAU/UNAD RECON 2017-2018	0.00	0.00	0.00	2,039.83	0.00	-2,039.83
H 9012.245-2	BEARSCH COMPEAU/UNAD RECON 2017-2018	0.00	0.00	0.00	17,575.00	0.00	-17,575.00
H 9012.293-5-9	ONEONTA FENCE/UNAD OUTLAY 2017	0.00	0.00	0.00	0.00	1,720.00	-1,720.00
H 9012.293-6-0	RICHARD W WAKEMAN INC/UNAD OUTLAY 2017	0.00	0.00	0.00	0.00	4,300.00	-4,300.00
H 9012.295-5-5	A TREFFEISEN/UNAD OUTLAY 2017	0.00	0.00	0.00	0.00	6,880.00	-6,880.00
9012	*	0.00	0.00	0.00	19,614.83	12,900.00	-32,514.83
90	**	0.00	0.00	0.00	19,614.83	12,900.00	-32,514.83
9	***	0.00	0.00	0.00	19,614.83	12,900.00	-32,514.83
Fund HTotals:		0.00	0.00	0.00	19,614.83	12,900.00	-32,514.83
Grand Totals:		0.00	0.00	0.00	19,614.83	12,900.00	-32,514.83

**UNATEGO CENTRAL SCHOOL
GENERAL FUND EXPENDITURE REPORT**

Description	Acct. Code	2017-2018												Total 17-18 Expenditures To Date	Final 2016-2017 Expense			
		Final 2016-2017 Budget	2017-2018 Budget	JULY	AUG	SEPT	OCT	NOV	DEC	JAN	FEB	MARCH	APRIL			MAY	JUNE	
Board of Education	A1010	6,600	5,960	1,660	0	48											1,708	4,904
District Clerk	A1040	1,037	5,600	0	0	0			0								0	0
District Meeting	A1060	2,030	2,000	0	0	272											272	1,656
Board of Education	A10	9,667	13,560	1,660	0	320	0	0	0	0	0	0	0	0	0	0	1,980	6,560
Central Admin	A1240	183,025	182,625	14,950	13,506	13,393											41,849	179,222
Central Admin	A12	183,025	182,625	14,950	13,506	13,393	0	0	0	0	0	0	0	0	0	0	41,849	179,222
Business Admin	A1310	293,958	298,128	7,321	6,890	36,188											50,399	289,686
Auditing	A1320	19,450	23,850	0	0	0											0	19,450
Treasurer	A1325	51,063	46,800	0	0	0											0	46,063
Tax Collector	A1330	4,450	2,700	0	0	1,320											1,320	1,936
Purchasing	A1345	6,817	6,465	0	0	651											651	6,103
Fiscal Agent Fees	A1380	8,500	6,000	0	0	0											0	7,865
Finance	A13	384,238	383,943	7,321	6,890	38,159	0	0	0	0	0	0	0	0	0	0	52,370	371,103
Legal	A1420	15,618	15,000	0	819	762											1,581	10,014
Personnel	A1430	43,113	42,536	0	1,162	3,827											4,989	39,869
Records Retention	A1460	9,920	9,869	0	0	987											987	9,297
Public Info. & Serv.	A1480	24,855	24,926	0	0	2,250											2,250	22,025
Staff	A14	93,506	92,331	0	1,981	7,826	0	0	0	0	0	0	0	0	0	0	9,807	81,205
Operation of Plant	A1620	955,120	905,539	39,767	46,008	99,345											185,120	797,970
Maintenance of Plant	A1621	93,452	91,450	8,128	5,589	5,594											19,311	76,271
Disaster Salaries	A1622	0	0	0	0	0											0	0
Central Printing & Mailing	A1670	164,036	142,500	0	0	10,019											10,019	152,606
Central Data Processing	A1680	552,783	626,813	0	0	63,391											63,391	540,984
Central Services	A16	1,765,391	1,766,302	47,895	51,597	178,349	0	0	0	0	0	0	0	0	0	0	277,841	1,567,831
Insurance	A1910	78,052	80,040	56,875	0	9,363											66,238	77,358
Dues	A1920	12,000	12,000	750	0	0											750	9,250
Refunds	A1964	7,372	0	0	0	0											0	7,372
BOCES Admin. Charges	A1981	174,634	172,148	0	0	17,215											17,215	169,196
BOCES Capital Expense	A1983	346,288	343,721	0	0	34,372											34,372	345,261
General Support	A19	618,346	607,909	57,625	0	60,950	0	0	0	0	0	0	0	0	0	0	118,575	608,437

**UNATEGO CENTRAL SCHOOL
GENERAL FUND EXPENDITURE REPORT**

Description	Acct. Code	Final		2017-2018												Total 17-18	Final
		2016-2017 Budget	2017-2018 Budget	JULY	AUG	SEPT	OCT	NOV	DEC	JAN	FEB	MARCH	APRIL	MAY	JUNE	To Date	2016-2017 Expense
Curriculum Dev. & Supervision	A2010	0	0	0	0	0									0	98,621	610,322
Supervision Regular Day	A2020	587,177	491,129	36,511	32,472	29,638										174	1,697
Research, Planning & Eval	A2060	1,698	1,739	0	0	174										1,341	6,929
Inservice Training-Inst	A2070	9,876	6,500	0	0	1,341									0	100,136	618,948
Admin & Improvement	A20	598,751	499,368	36,511	32,472	31,153	0	0	0	0	0	0	0	0			
Teaching Regular School	A2110	4,775,135	4,685,780	14,749	10,815	302,837										328,401	4,720,198
Teaching Regular School	A21	4,775,135	4,685,780	14,749	10,815	302,837	0	0	0	0	0	0	0	0			
Progs. Handicapped Conditions	A2250	3,137,817	3,381,237	10,407	8,515	233,349										252,271	3,146,024
Occupational Education	A2280	696,305	656,362	0	0	65,836										65,636	696,305
Sp Ed & Oc Ed	A22	3,834,122	4,037,599	10,407	8,515	299,185	0	0	0	0	0	0	0	0		317,907	3,842,329
Teaching-Special Schools	A2330	554	536	0	0	2,776										2,776	554
Teaching-Special Schools	A23	554	536	0	0	2,776	0	0	0	0	0	0	0	0		2,776	554
School Library & Audiovisual	A2610	183,639	171,613	34	0	20,424										20,458	160,815
Educational TV	A2620	0	0	0	0	0										0	0
Computer Assisted Instruction	A2630	366,346	335,282	0	66	24,991										25,057	329,576
Library, AV & Computers	A26	549,985	506,895	34	66	45,415	0	0	0	0	0	0	0	0		45,515	490,191
Attendance-Regular School	A2805	0	0	0	0	0										0	0
Guidance Regular Day	A2810	289,344	278,065	8,682	8,317	25,912										42,911	286,962
Health Services	A2815	106,710	81,200	511	270	5,499										6,280	98,658
Psychological Services	A2820	72,747	81,064	0	0	7,379										7,379	69,824
Social Work Services	A2825	23,000	10,000	0	0	0										0	12,538
Pupil Services-Special Sch.	A2830	0	0	0	0	0										0	0
Cocurricular Activities	A2850	58,827	61,000	118	0	(1,589)										(1,471)	56,117
Interscholastic Athletics	A2855	217,426	216,684	1,318	1,317	13,833										16,468	209,681
Pupil Services	A28	768,054	728,013	10,629	9,904	51,034	0	0	0	0	0	0	0	0		71,567	733,780
State Emergency Mgmt	A3960	0	0	0	0	0										0	0
	A39	0	0	0	0	0	0	0	0	0	0	0	0	0		0	0
District-Trans. Ser.	A5510	1,073,761	1,213,903	36,454	24,856	81,215										142,525	988,840
Garage Building	A5530	39,139	26,775	125	404	1,525										2,054	17,371
Pupil Transportation	A5540	6,540	0	0	0	0										0	0
Transportation	A55	1,119,440	1,240,678	36,579	25,260	82,740	0	0	0	0	0	0	0	0		144,579	1,006,211
Unadilla Community Foundation	A690UCF	0	0	0	0	0										0	0
	A690	0	0	0	0	0	0	0	0	0	0	0	0	0		0	0
Community Recreation	A7140	86,000	64,000	4,380	9,180	2,237										15,797	62,778
Community Recreation	A71	86,000	64,000	4,380	9,180	2,237	0	0	0	0	0	0	0	0		15,797	62,778

Unatego Central School District

Unatego, NY 13825

To: Dr. Richards

From: Patti Loker, School Business Manager

PAL

Date: October 12, 2017

Re: Transportation RFP

Recently, the DCMO BOCES Cooperative Purchasing Service assisted us with sending out an RFP for transportation services. We currently have an emergency 30-day contract with Rolling V Bus Corporation for this run.

We had two companies respond to the RFP: Rolling V Bus Corporation (who currently transports the student) and Serafini Transportation.

The rating criteria was almost even for both companies, except for the pricing. Rolling V came in at a much better price per trip.

After comparing the two proposals, it was decided that the contract would be awarded to Rolling V Bus Corporation.

I recommend that the Board award the transportation contract to Rolling V Bus Corporation.